

# JOHANNESBURG SUMMIT 2002

## National Implementation of Agenda 21: A Summary



Full report available at: <http://www.un.org/esa/agenda21/natlinfo/>



United Nations



# National Implementation of Agenda 21: A Summary

*“Human beings are at the center of concerns for sustainable development. They are entitled to a healthy and productive life in harmony with nature”.*

Principle 1 of the Rio Declaration on  
Environment and Development,  
June 1992

Department of Economic and Social Affairs  
Division for Sustainable Development  
National Information Analysis Unit



United Nations  
New York, August 2002

## ACKNOWLEDGEMENTS

The material used in the *National Implementation of Agenda 21: A Summary* is based upon information contained in national reports submitted by Governments since 1994 to the Commission on Sustainable Development. The Secretariat would like to thank the 130 countries that have submitted national reports thus far. Special thanks also go to the National Focal Points who have played an important role over the years in coordinating the preparation and submission of these reports.

The Secretariat is most grateful to all the graduate students that over the years have participated in our work through the United Nations Internship Programme and the United Nations volunteers. Their assistance in identifying and analyzing information contained in national reports to be reflected in the current report, which required enormous concentration, patience and accuracy, has been invaluable. Without their assistance, the preparation of this summary would not have been possible.

## TABLE OF CONTENTS

	<b>Pages</b>
<b>ACKNOWLEDGEMENTS</b> .....	ii
<b>PREFACE</b> .....	iv
<b>INTRODUCTION</b> .....	1
<b>METHODOLOGY</b> .....	2
<b>PART I: GLOBAL CHARTS ON SELECTED ISSUES</b> .....	5
<b>AGRICULTURE</b> .....	6
<b>COMBATING POVERTY</b> .....	8
<b>DECISION-MAKING</b> .....	10
<b>EDUCATION</b> .....	12
<b>ENERGY</b> .....	14
<b>FRESHWATER</b> .....	16
<b>HEALTH</b> .....	18
<b>INFORMATION</b> .....	20
<b>OCEANS</b> .....	22
<b>PART II: SAMPLER OF REGIONAL AND NATIONAL LEVEL INFORMATION</b> ...	25
<b>COMBATING POVERTY</b> .....	26
<b>HEALTH</b> .....	40
<b>ANNEXES</b> .....	55
<b>Annex I. Table on International Agreements</b> .....	56
<b>Annex II. Countries' Reporting Status</b> .....	64


## PREFACE

The *National Implementation of Agenda 21: A Summary* provides an overview of the general status of national implementation of Agenda 21, based upon the national reports and 2002 Country Profiles submitted by Governments to the Commission on Sustainable Development (CSD). The report in its entirety (approximately 300 pages), complete with tables and charts, is available on the National Information web page of the United Nations' Sustainable Development website at the following address: <http://www.un.org/esa/agenda21/natinfo/>. This published version provides an illustrative summary of a selection of both sectoral and cross-sectoral issues, which are among those being discussed at the World Summit on Sustainable Development (WSSD) in Johannesburg, South Africa in 2002.

The National Implementation report was prepared by the National Information Analysis Unit in the Division for Sustainable Development of the United Nations Department of Economic and Social Affairs (UN/DESA). Since 1993, this Unit has analyzed and maintained national reports submitted to the CSD by Governments through their designated National Focal Points, and 1997 and 2002 Country Profiles prepare for the Earth Summit +5 and the World Summit on Sustainable Development, respectively. The Unit is in the process of developing a web-enabled database on national implementation which will, when completed, significantly facilitate interaction between the UN Secretariat and the National Focal Points in requesting and submitting future national reports, as well as provide better service to world-wide users for searching and retrieving specific information.

Information services are not static but rather dynamic dimensions of the work of the Division for Sustainable Development, and therefore we welcome any feedback, comments and suggestions to this report as well as to any aspects of the Division's work related to national information analysis.

Jo Anne DiSano



Director  
Division for Sustainable Development  
Department of Economic and Social Affairs  
United Nations

## INTRODUCTION

The *National Implementation of Agenda 21: A Summary* has been prepared to provide a global outlook of the status of national implementation of Agenda 21. The full report, covering all the chapters of Agenda 21 and those issues that have been separately addressed by the CSD in recent years, will be available on the web at: <http://www.un.org/esa/agenda21/natinfo/>.

It should be noted that the information contained in the 2002 Country Profiles submitted to the National Information Analysis Unit after 24 May 2002 and prior to the WSSD will be continuously analyzed and reflected in the full report at the aforementioned website.

The report is based upon the national information provided by Governments as part of the national reporting process on the national implementation of Agenda 21 dating back to 1994. It also responds to the request made by Governments in Resolution 2001/PC/1 entitled “Progress in the preparatory activities at the local, national, sub-regional, regional and international levels as well as by major groups”, whereby, in paragraph 7, it invites the Secretariat to prepare a “Trends Report” based on the national reports/country profiles submitted to the CSD.

Part I of this summary version illustrates global charts on selected issues and Part II illustrates a sample of charts on regional and national implementation related to two key issues: Combating Poverty, and Health.

## METHODOLOGY

A decision was made to report only on a selection of issues, since the purpose is only to give a preview or glimpse into the national implementation of Agenda 21 for which information is sufficiently available; namely:

- Agriculture;
- Combating Poverty;
- Decision-Making (e.g. institutions and strategy issues);
- Education (based on sectoral perspectives);
- Energy (part of consumption & production issue);
- Freshwater;
- Health;
- Information (based on sectoral perspectives); and,
- Oceans.

This report illustrates those activities that are most representative across regions (Africa, Asia & Pacific, Europe & North America, Latin America & Caribbean, and Western Asia).

The following aspects, including Means of Implementation, have been integrated into the sectoral issues: decision-making, major groups participation, education, information, financing, technology and international cooperation. Issue-specific explanations for these aspects are given in conjunction with the graphics presented; a generic glossary is given below:

**Decision-Making** refers to *a) Coordinating Body*; and *b) Participation of Major Groups* in decision-making. Major Groups participation may comprise all 9 of them or, when specific major groups appear to be crucial to the decision-making process, they have been highlighted accordingly.

**Programmes and Projects** reflect those mentioned in the specific chapter of Agenda 21 (with paragraph references) and on which information was provided.

**Education** aspect focuses on public awareness-raising, training and the inclusion of the sustainable development concept in curricula.

**Information** aspect focuses on management of data on sustainable development ranging from comprehensive information systems to ways to collect and manage information such as inventories, surveys and databases.

**Financing** relates to domestic financing, e.g. subsidies, taxes, incentives and “polluter pays” principle.

**Technology** relates to issues such as forecasting (e.g. disaster forecasting), genetic resource conservation, biodiversity research and alternative energy sources.

**Cooperation** focuses on aspects of international cooperation not considered in international agreements (which are presented in Annex I) such as: forms of cooperation within states or sharing information systems at the regional level.

The analysis of the status of national implementation is qualitative in nature; it shows that a particular activity is either: *a) implemented*; *b) in progress*; or *c) information is not applicable*.

The analysis was conducted as follows: First, at the National level (Table Form) to establish the status of implementation on a country-by-country basis.

Second, at the Regional level (Bar Chart) where countries were grouped into regions and the information summarized in terms of the percentage of countries in a region which have either: a) implemented a particular activity; or b) that activity is in progress.

Third, the Global level (Pie Chart), where activities both implemented and in progress by a particular region have been grouped by category (e.g. Education). These are represented by pie charts where the share of a pie for each region under each issue represents the percentage of activities in that region that are implemented and/or in progress for that element or category of implementation.

This report provides an analysis of the national implementation status for two of the cross-sectoral issues: combating poverty, and health at national, regional and global levels. A further seven issues, agriculture, decision-making, education, energy, freshwater, information and oceans are presented at the most aggregated, global level. The web version of the full National Implementation Report will provide all three layers of analysis of information. Issues (or groups of issues) not included in this current report are: atmosphere, biodiversity, changing consumption patterns (consumers), demographics, desertification, forests, hazardous/solid/radioactive wastes, human settlements, industry, international cooperation, land management, mountains, sustainable tourism, toxic chemicals, trade and transport.

Every effort has been made to reflect, as accurately as possible, the information submitted by each country. However, occasional ambiguities and voids in the texts submitted by countries may have required that some interpretation be applied. For example, a country may have named a Coordinating Body for a specific issue in 90% of the cases. However, in 10% of the cases, no spe-

cific name is mentioned despite there being evidence of the body's existence from the content of the text. In this and other similar cases, despite this "lack of a specific name", the interpretation that has been applied is that the country indeed has a specific activity in place. A second example relates to Sustainable Development Strategies. Many countries reported having such strategies, despite the fact that only one dimension of sustainable development (e.g. the environmental aspect) was highlighted. In these cases, the National Programmes for Environment and Development, or National Environmental Action Plans that are nationally considered Sustainable Development Strategies have been reflected in this Report as such.

The English translations for the 2002 Country Profiles submitted by Russian Federation and Tajikistan are not yet available. Some reporting countries have provided updated information on a few chapters thus, their other chapters may not be up-to-date.

National Assessments versus Country Profiles: It should be noted that the purpose, approach, format and nature of the National Assessments, prepared by countries for the Johannesburg Summit, are distinctively different from those of the Country Profiles which formed the basis of this National Implementation of Agenda 21 report. The former exercise was intended to provide findings of the ten-year review and assessment of national implementation, often conducted through multi-stakeholders dialogues or national forums. It was focused on identifying major achievements, challenges and priorities for the future. The Country Profiles, on the other hand, provide chapter-by-chapter or issue-by-issue overview of the latest state of affairs or information. The latter uses a very standardized format.





PART I:

# GLOBAL CHARTS ON SELECTED ISSUES



Full report available at: <http://www.un.org/esa/agenda21/natlinfo/>

## AGRICULTURE (Agenda 21 - Chapter 14)

### Decision-Making

#### 1. Coordinating Body on Agriculture

The primary administrative and coordinating body at the national level is under the Ministry of Agriculture. However, Agriculture is often dealt with under a wide range of different Ministries, such as Environment, Forestry, Industry, Natural Resources, and Rural Development.

2. **Participation of Major Groups in Decision-Making** with particular reference to: Business and Industry; Farmers; Indigenous People; NGOs; Scientific Community; Women; and Youth.

### Programmes & Projects

#### 3. Sustainable Agriculture and Rural Development (or equivalent)

Agenda 21 sets the major objectives of sustainable agriculture and rural development (SARD) as to increase food production in a sustainable way and enhance food security, generate employment and income in rural areas, and ensure environmental protection (14.2).

#### 4. Food Security Programme

Agenda 21 requests Governments to improve food security, including adequate levels and stability of food supply and access to food by all households (14.9).

#### 5. Soil Conservation Programme (Nutrient Depletion)

This programme area aims at the conservation and rehabilitation of land, particularly agricultural land degraded by water-logging and salinity, and the progressive use of non-cultivated land with agricultural potential in a sustainable way (14.45; 14.46).

#### 6. Integrated Pest Management Programme

Agenda 21 asks Governments to improve and implement integrated pest-management policies and action plans that control and monitor pests and disease in agriculture and the distribution and use of pesticides (14.75; 14.76).

### Education

#### 7. Farmers/Women's Education Programmes and Training

Agenda 21 asks Governments to promote public awareness of the role of people's participation and people's organizations, especially women's groups, youth, indigenous people, local communities and small farmers, in sustainable agriculture and rural development (14.17; 14.32).

### Information

#### 8. Soil and Land Survey Databases

Agenda 21 requests Governments to strengthen and establish national land-resource data banks, including identification of the location, extent and state of its land resources (14.38; 14.47).

### Technology

#### 9. Conservation of Animal and Plant Genetic Resources

Governments are required to preserve plant and animal genetic resources for food and agriculture in order to guarantee their survival and avoid the risk of their being replaced by breed substitution or cross-breeding programmes through *in situ* and *ex situ* conservation (14.55; 14.67).

#### 10. Research and Development in Biotechnology

Research and development in biotechnology, including the more diverse use of genetic material resources, both hybrid and original, are conducted to increase to the optimum possible extent the yield of major crops, livestock, and aquaculture species (16.1; 16.3).

### Financing

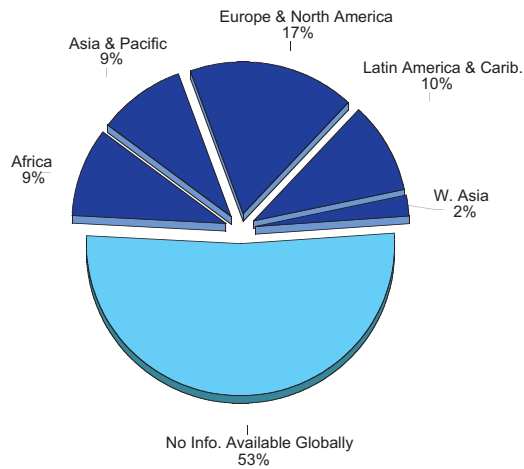
#### 11. Financing and Technical Assistance for Sustainable Agriculture

Relevant activities include the utilization of economic incentives and the provision of technical assistance to promote and ensure sustainable agriculture and environmental protection (14.2).

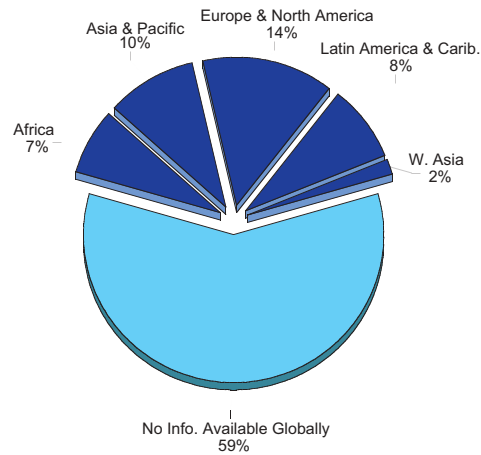
REPORTED INFORMATION ON NATIONAL IMPLEMENTATION OF AGENDA 21:

# AGRICULTURE

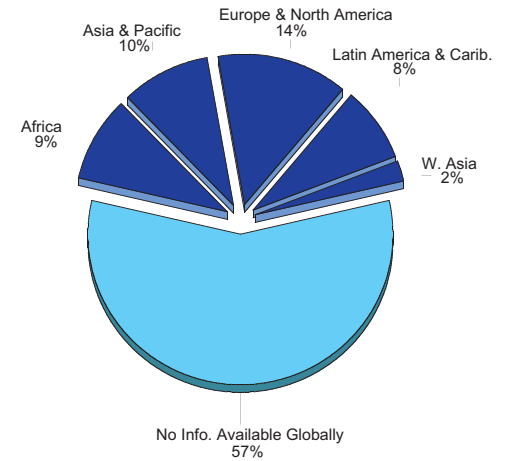
**Decision-Making**



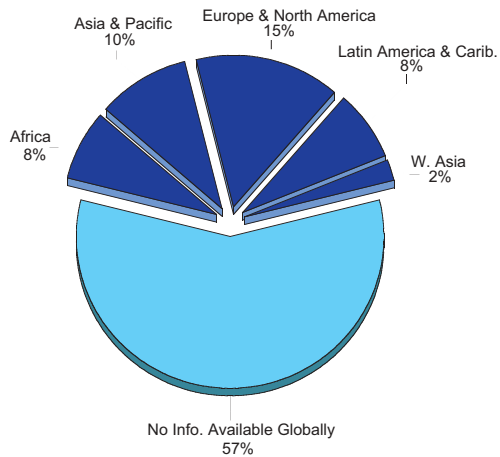
**Programmes & Projects**



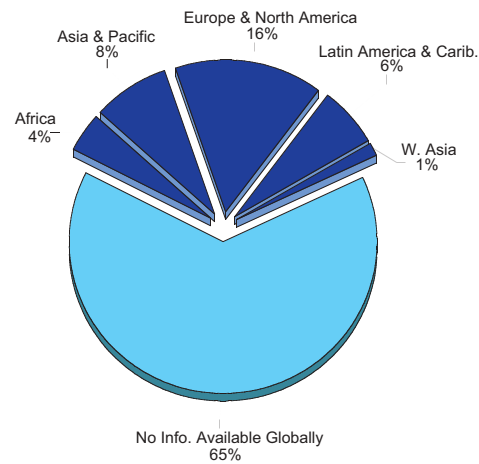
**Education**



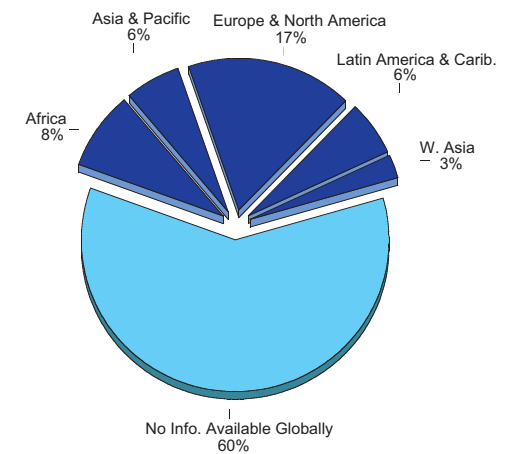
**Information**



**Technology**



**Financing**



The Global Pie Charts represent percentages of activities that are regionally implemented and/or in progress for the element or category of implementation.

## COMBATING POVERTY (Agenda 21-Chapter 3)

Chapter 3 of Agenda 21 recognizes poverty as a complex multidimensional problem, emphasizing that country-specific programmes to tackle poverty have no uniform solution for global application. Strategies for combating poverty include various chapters of Agenda 21: in particular, Poverty; Demographics; and, Human Settlements. Strategies for alleviating poverty should be not only geographically and ecologically specific, aiming at specific vulnerable groups and taking into consideration the physical characteristics of ecosystem concerned, but also socio-economically specific, depending on each country's social and economic structure.

### Decision-Making

#### 1. Coordinating Body on Combating Poverty

2-5. **Participation of Major Groups** with particular reference to: Women; Local Authorities; Indigenous People; and Non-Governmental Organizations (NGOs) in Decision-Making.

### Programmes & Projects

#### 6. Housing Security Programmes for the Poor

The programmes as recommended in Agenda 21 include: providing shelter to homeless poor; protecting populations by law against unfair eviction from their homes or land; supporting the poor, the unemployed and the no-income group by facilitating their access to land, finance and low-cost buildings and upgrading informal settlements and urban slums as an expedient measure and pragmatic solution to the shelter deficit; and, developing and implementing resettlement programmes of the displaced populations in their respective countries (7.8; 7.9).

#### 7. Improvement of Infrastructure and Services

Governments are requested to improve and maintain infrastructure and services, including: health infrastructure; infrastructure for the provision of water supply, energy, sanitation, drainage and solid waste management; and, social infrastructure, such as housing, and community services to reduce poverty and improve the quality of life for low-income families (6.5; 7.16; 7.36).

#### 8. Programmes for the Advancement of Women

Governments are requested to empower women particularly through assuring women's rights and access to human and civil rights, education and training, reproductive health care programmes, economic independence, job opportunities and equitable participation in all levels of decision-making (3.2; 3.5; 3.7; 3.8; 5.16; 5.48).

#### 9. Financial Programmes for the Poor

Agenda 21 asks Governments to provide all persons urgently with the opportunity to earn a sustainable livelihood, including access to financial resources, as appropriate to each country's economic and social structure, such as: medicare; pensions plans; etc. (3.4; 3.5).

#### 10. Programmes to Generate Employment Opportunities

These programmes as specified in Agenda 21 include: generating remunerative employment and productive occupational opportunities; developing adequate infrastructure, marketing systems, and the human resources to achieve a widening of options for resource-poor people, primarily through basic education and professional training; etc (3.8).

### Education

#### 11. Universal Access to Basic Education

Agenda 21 urges Governments to ensure universal access to basic education free of charge through formal schooling or non-formal education (3.8; 36.4).

### Cooperation

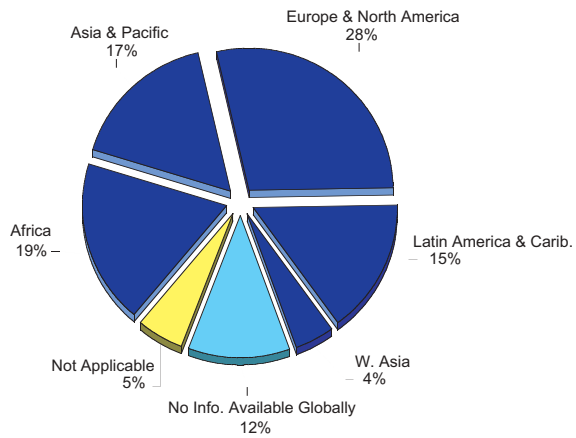
#### 12. Bi/Multilateral Assistance for Combating Poverty

Agenda 21 insists that the struggle against poverty is the shared responsibility of all countries, requesting Governments to participate in international efforts that are crucial for a solution to this problem (3.1).

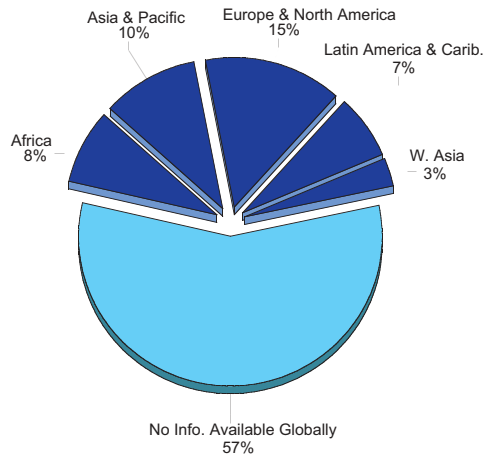
REPORTED INFORMATION ON NATIONAL IMPLEMENTATION OF AGENDA 21:

**COMBATING POVERTY**

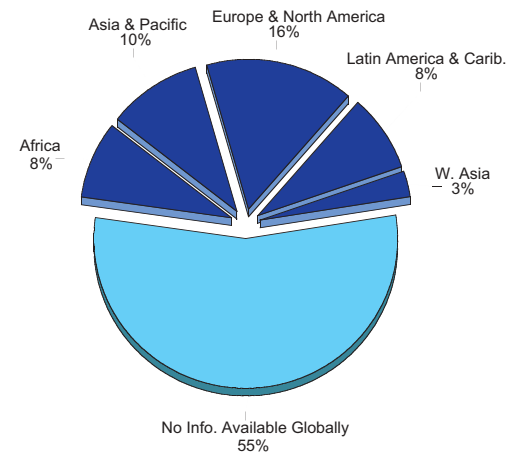
**Decision-Making**



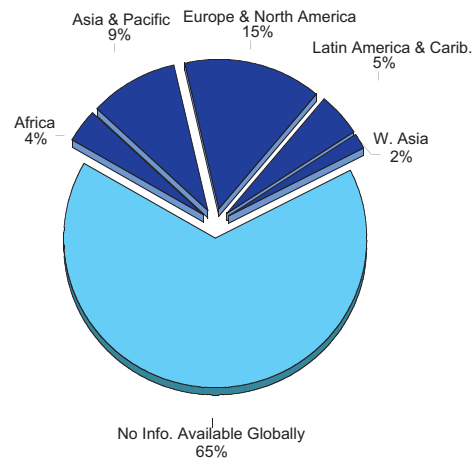
**Programmes & Projects**



**Education**



**Cooperation**



The Global Pie Charts represent percentages of activities that are regionally implemented and/or in progress for the element or category of implementation

## DECISION-MAKING (Agenda 21-Chapters 8 and 40)

### Decision-Making

#### 1. National Coordinating Body on Sustainable Development

Governments are required to improve or reshape the processes of decision-making in order to achieve the progressive integration of economic, social and environmental issues in the pursuit of development that is economically efficient, socially equitable and responsible, and environmentally sound (8.4). Some countries have established their National Commission/Council on Sustainable Development (NCSD) or commission/council with similar names as the primary coordinating body on sustainable development at the national level.

#### 2. Equivalent Coordinating Body to NCSD

The key national coordinating mechanism for Agenda 21/Sustainable Development (SD) is not always a NCSD but often falls under other national bodies/committees/council, e.g. National Environment Protection Council.

#### 3. Participation of Major Groups in NCSD

Agenda 21 (Chapter 23 – Chapter 32) affirms that one of the fundamental prerequisites for the achievement of SD is broad public participation in decision-making, focusing on the roles of major groups: Women; Children and Youth; Indigenous People and their Communities; NGOs; Local Authorities; Workers and Trade Unions; Business and Industry; Scientific and Technological Communities; and Farmers.

#### 4. Participation of Major Groups in Equivalent Coordinating Body to NCSD

See 3.

#### 5. National Agenda 21/Sustainable Development Strategy

Agenda 21 requests that States adopt a national strategy for sustainable development to ensure socially responsible economic development while protecting the environment (8.7).

#### 6. Equivalent Plan/Strategy in place of National Agenda 21

Relevant plans/strategies in place of National Agenda 21 include national conservation strategies and environment action plans, most notably, National Environmental Action Programmes.

#### 7. Local Agenda 21

Agenda 21 requests that each local authority enter into a dialogue with its citizens, local organizations and private enterprises and adopt a “Local Agenda 21” (28.3).

#### 8. Environmental Impact Assessment (EIA) Legislation

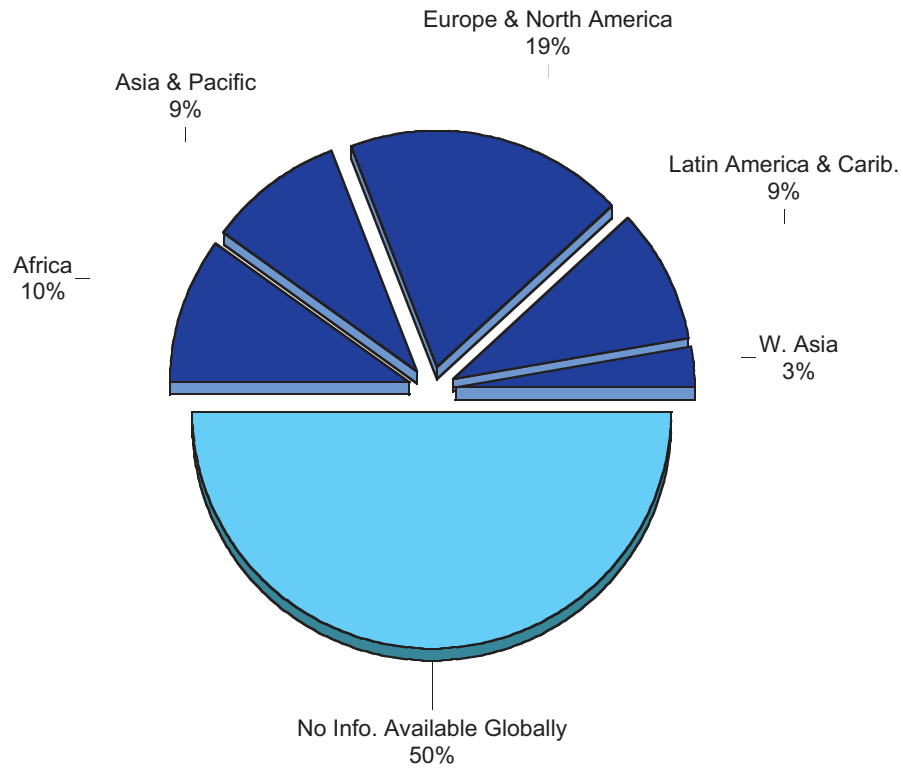
Governments are requested to implement national legislation to ensure that EIAs should be carried out (6.34; 10.11; 11.30; 15.5; 17.22; 18.40; 20.21; 22.4).

#### 9. Sustainable Development Indicators Programme

Agenda 21 encourages the development of indicators of sustainable development in national decision-making.

REPORTED INFORMATION ON NATIONAL IMPLEMENTATION OF AGENDA 21:

**DECISION-MAKING**



This Global Pie Chart represents percentages of activities that are regionally implemented and/or in progress focusing on national institutions and strategies.



## EDUCATION (Based on Sectoral Perspectives)

Education, including formal education, public awareness-raising and training, is linked to virtually all areas in Agenda 21, and is recognized as critical for promoting sustainable development. The objective of this cross-sectoral issue is to highlight all the educational programmes that have been captured in the sectoral tables.

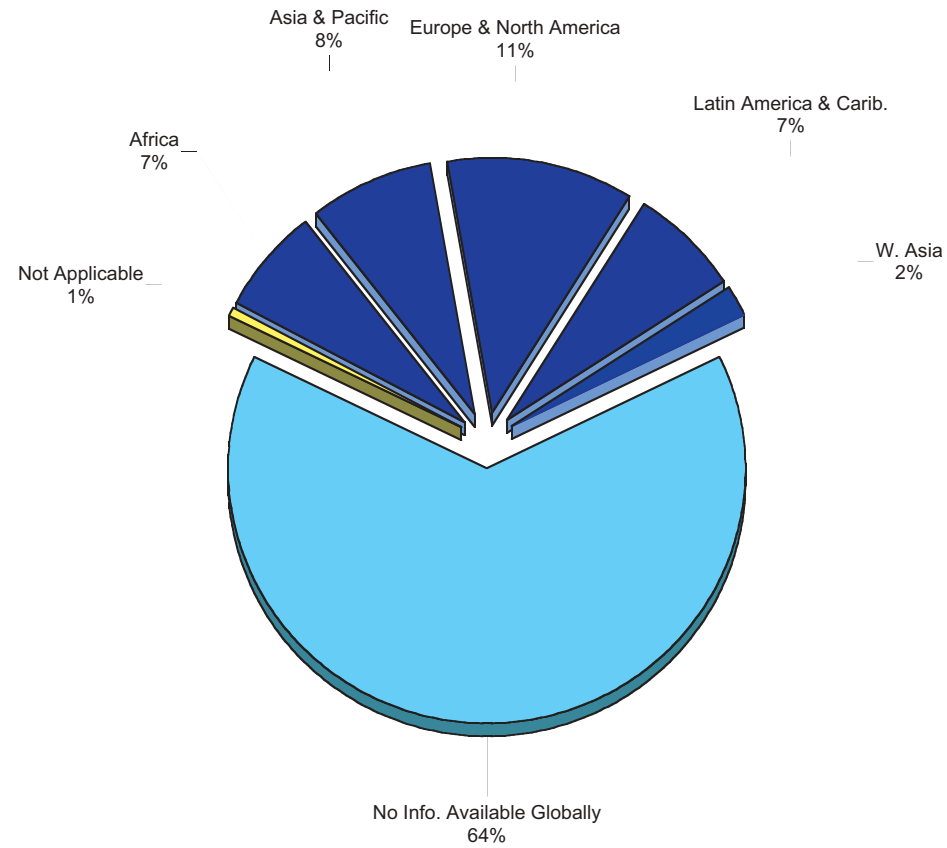
1. **Incorporation of Sustainable Development Principles into Formal Education.** Agenda 21 (Ch.36) requests that Governments integrate sustainable development concepts in education (36.3).

The following aspects of Education were drawn from specific sectoral chapters.

2. **Universal Access to Basic Education** (Combating Poverty)
3. **Public Awareness-Raising on Health** (Health)
4. **Vehicle Volume Reduction Campaign** (Transport)
5. **Public Awareness-Raising Programme on Climate Change** (Atmosphere)
6. **Public Awareness-Raising on Sustainable Land Use** (Land Management)
7. **Public Awareness-Raising on Desertification** (Desertification and Drought) Activities in this programme include Rural Education on Desertification, and Grass-Roots Training.
8. **Public Awareness-Raising on Forests and Mountains** (Forests/Mountains)
9. **Training on Sustainable Forestry** (Forests)
10. **Farmers/Women's Education Programmes and Training** (Agriculture)
11. **Public Awareness-Raising on Biodiversity** (Biodiversity)
12. **Training Programmes on Biodiversity Conservation** (Biodiversity)
13. **Public Awareness-Raising on Water Conservation** (Freshwater)
14. **Professional Training Programmes on Toxic Chemicals** (Toxic Chemicals)
15. **Public Awareness-Raising on Recycling** (Hazardous, Solid and Radio Active Wastes)

REPORTED INFORMATION ON NATIONAL IMPLEMENTATION OF AGENDA 21:

**EDUCATION**



This Global Pie Chart represents percentages of activities that are regionally implemented and/or in progress based on sectoral perspectives.

## ENERGY (Agenda 21 - Derived from Chapter 4)

### Decision-Making

#### 1. Coordinating Body on Energy

The primarily administrative and coordinating body at the national level is the Ministry of Energy. However, Energy is often dealt with under a wide range of different Ministries, such as Environment, Forestry, Industry, and Natural Resources.

2-5. **Participation of Major Groups in Decision-Making** with particular reference to: Scientific Community; Business and Industry; Women; and, NGOs (environmental NGOs and consumer groups, etc.).

### Programmes & Projects

#### 6. Recycling Programme

Agenda 21 calls for changing unsustainable consumption and encourages efficient use of resources consistent with the goal of minimizing depletion and reducing pollution. Such measures include recycling aimed at reducing the generation of wastes (4.5).

#### 7. Manufacturing-Efficiency Programme

The objectives of this programme are to extend the provision of more efficient use of energy and materials in manufacturing to reduce negative impacts of energy production, wastes and pollution as well as contribute to greater economic and industrial productivity and competitiveness through: recycling in industrial processes; and, the sound use of new and renewable sources of energy (4.18).

#### 8. Energy Supply Programme for Rural Areas

Chapter 14 of Agenda 21 insists that the attainment of sustainable rural development is initially linked with energy demand and supply patterns, requesting States to: increase the energy inputs available for rural household and agro-industrial needs; and, initiate and promote rural energy programmes supported by technical training, banking and related infrastructure (14.94; 14.95).

### Information

#### 9. Eco-labelling Programme

The labelling of the energy-efficiency of products, generally voluntary, has been introduced as a measure to stimulate environmentally sound consumption and production. Eco-Labelling usually is applied to: everyday commodities; office supplies and commercial buildings; and housing construction and household products (4.21).

#### 10. Energy-Saving Campaign Geared at Consumers

Awareness-raising campaigns aimed at promoting energy conservation have been launched to educate consumers to reduce consumption of energy (4.26).

### Technology

#### 11. Research and Development in Alternative Energy Sources

Agenda 21 requests Governments to reduce adverse effects on the atmosphere from the energy sector, and increase the contribution of environmentally sound and cost-effective energy systems, particularly new and renewable ones, through less polluting and more efficient energy production, transmission, distribution and use. New and renewable energy sources are solar thermal, solar photovoltaic, wind, hydro, biomass, geothermal, ocean, animal and human power (9.11).

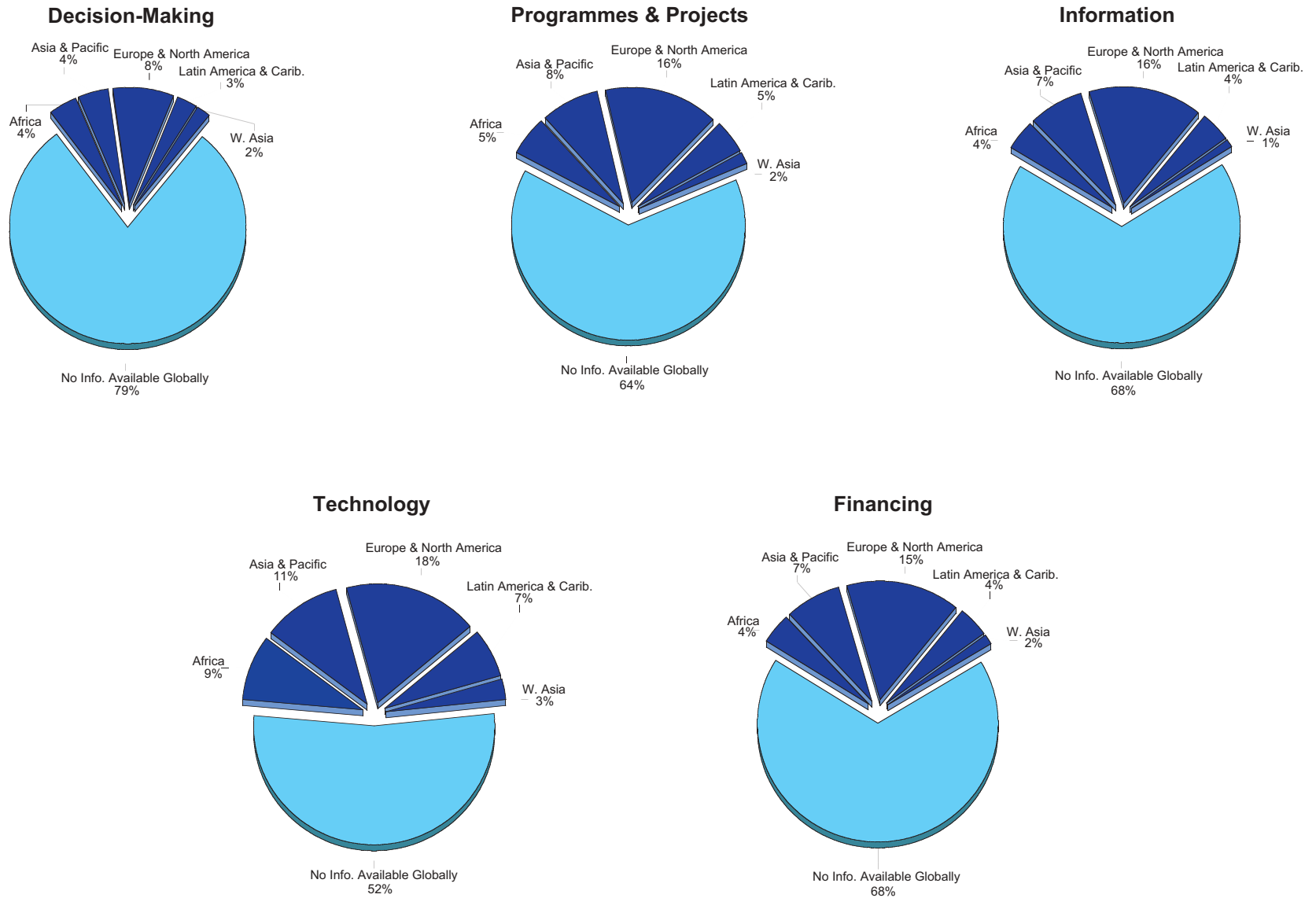
### Financing

#### 12. Financial Incentives for Renewable Energy

Governments have introduced fiscal incentives for renewable energy through subsidies and tax differentiation, such as reduction of tax or provision of subsidies for the procurement cost of low-emission automobiles (methanol, hybrid, compressed natural gas (CNG) and electric cars) (4.25).

REPORTED INFORMATION ON NATIONAL IMPLEMENTATION OF AGENDA 21:

**ENERGY**



The Global Pie Charts represent percentages of activities that are regionally implemented and/or in progress for the element or category of implementation.

## FRESHWATER (Agenda 21 - Chapter 18)

### **Decision-Making**

#### 1. Coordinating Body on Freshwater

2. **Participation of Major Groups in Decision-Making** with particular reference to Local Authorities; Business and Industry; NGOs; Scientific Community; Farmers; Women; and Indigenous People.

### **Programmes & Projects**

#### 3. Groundwater Pollution Prevention

Groundwater pollution prevention and control include such measures as: mitigation of saline intrusion; regulation of toxic substances; water-quality monitoring and assessment; fiscal incentives such as “polluter pays” principle; and, treatment facilities for domestic sewage and industrial effluents (18.35; 18.40; 18.85).

#### 4. Water Purification Treatment Plants

The activities of this programme area include the promotion of the construction of treatment facilities for domestic sewage and industrial effluents and the development of appropriate technologies (18.40; 18.76).

#### 5. Water Conservation

Water conservation plans check water demand and encourage the efficient use of water with regard to all water sources, including dams, wells and handpumps, through: reuse and recycling of water; improvement of efficiency and productivity in agricultural water use; and, fiscal incentives (18.12; 18.17; 18.76).

#### 6. Access to Freshwater

Agenda 21 confirms the need to provide, on a sustainable basis, access to safe water in sufficient quantities for all (18.48).

#### 7. Access to Sewerage Systems

The objective of this programme is to increase sewage service coverage, which is mentioned in several chapters of Agenda 21, including Chapter 18 (Freshwater); Chapter 3 (Poverty); Chapter 7 (Human Settlement); and, Chapter 21 (Solid Wastes and Sewerage-related issues).

### **Education**

#### 8. Public Awareness-Raising on Water Conservation

Public education and campaigns aim at raising awareness about sustainable use of water (18.59).

### **Information**

#### 9. Water Quality Monitoring

The activities of this programme area revolve around monitoring and surveillance of water resources, waters receiving wastes, and pollution sources (18.23).

### **Financing**

#### 10. Water Pricing

Water pricing, which usually is determined by the volume of usage, is a measure used to impose financial incentives and promote water conservation (18.12).

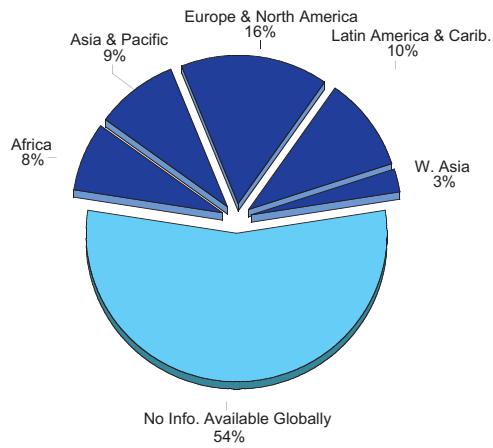
#### 11. Regional Cooperation

In the case of transboundary water resources, there is a need for riparian States to cooperate to harmonize their water resource strategies and action programmes, taking into account the interests of all riparian States concerned (18.10).

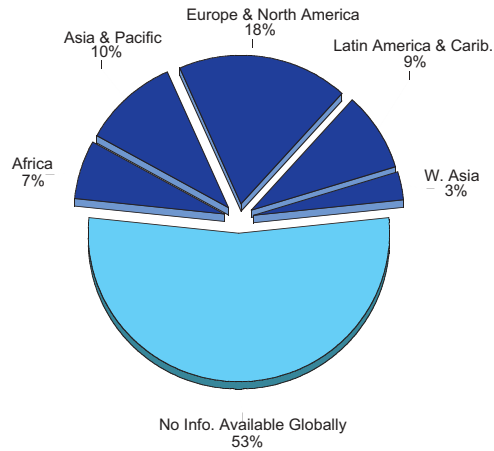
REPORTED INFORMATION ON NATIONAL IMPLEMENTATION OF AGENDA 21:

**FRESHWATER**

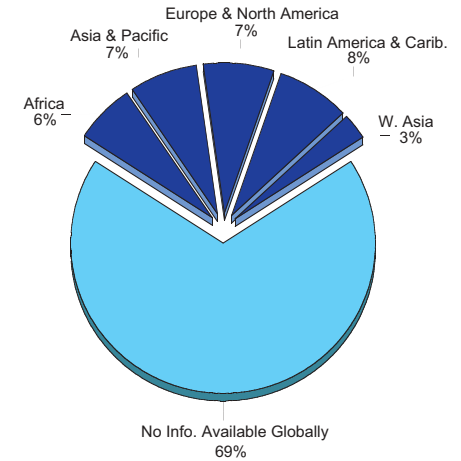
**Decision-Making**



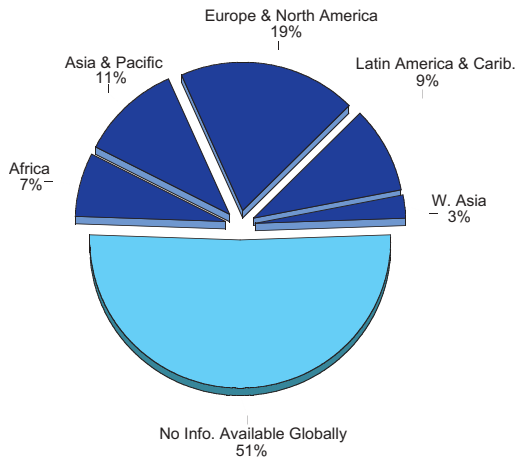
**Programmes & Projects**



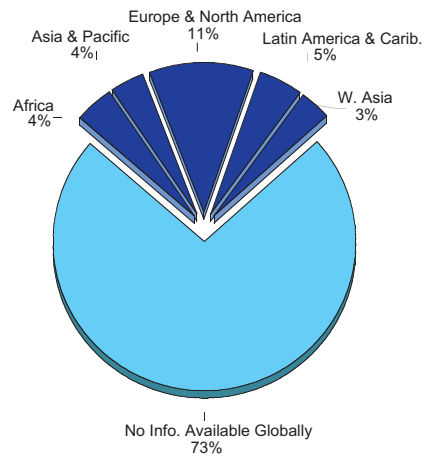
**Education**



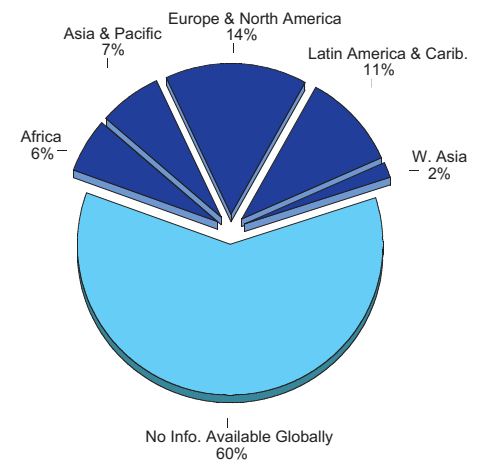
**Information**



**Financing**



**Cooperation**



The Global Pie Charts represent percentages of activities that are regionally implemented and/or in progress for the element or category of implementation.

## HEALTH (Agenda 21 - Chapter 6)

### Decision-Making

#### 1. Coordinating Body on Health

Primarily, the coordinating body on Health is under the Ministry of Health.

2. **Participation of Major Groups in Decision-Making** with particular reference to: Women; Local Authorities; NGOs; Indigenous People; Youth; and, Scientific Community.

### Programmes & Projects

#### 3. Access to Basic Health Care

Agenda 21 requires Governments to meet the basic health needs of their populations, and provide health care systems, emphasizing that health service coverage should be achieved for population groups in greatest need, particularly those living in rural areas (6.4).

#### 4. National Strategy to Control HIV

With the spread of HIV infection, the socio-economic impact of the pandemic is expected to be devastating for all countries, and increasingly for women and children. Agenda 21 emphasizes the importance of national and international efforts against AIDS to prevent infection and to reduce the personal and social impacts of HIV infection through such measures as providing education and disseminating information on the control of the infection, and reducing the vulnerability of HIV infection of women and their offspring (6.12; 6.13).

#### 5. Family Planning Programmes

Agenda 21 calls for population programmes aiming at mitigating adverse impact on the environment of human activities, including population growth. Family planning programmes involve reproductive health programmes and services, education and information (5.4; 5.51).

#### 6. Access to Pre-Natal/Maternal Care

Agenda 21 emphasizes that most women in developing countries lack adequate basic education opportunities and means of promoting their health and that particular attention should be given to the provision of pre-natal care, to ensure healthy babies (6.21).

#### 7. Nutrition Programmes

This programme area aims at preventing diseases with particular emphasis on adequate and balanced nutrition (6.13).

#### 8. Disease Control Programmes

Agenda 21 emphasizes the importance of controlling and preventing communicable diseases, especially those related to water supply and sanitation. Such diseases include cholera, diarrhoeal diseases, leishmaniasis, malaria and schistosomiasis. It also urges Governments to take such measures as: monitoring of epidemiological data; vaccines; education and information on endemic communicable diseases; and, control of water pollution, food quality, and vector, waste management and environmentally sound irrigation practices (6.10; 6.13).

### Education

#### 9. Public Awareness-Raising on Health

Awareness-Raising on health aiming at preventive diseases may involve a wide range of issues: hygiene; nutrition; alcohol; HIV/AIDS; other sexually transmitted diseases; etc (6.7; 6.13).

#### Cooperation

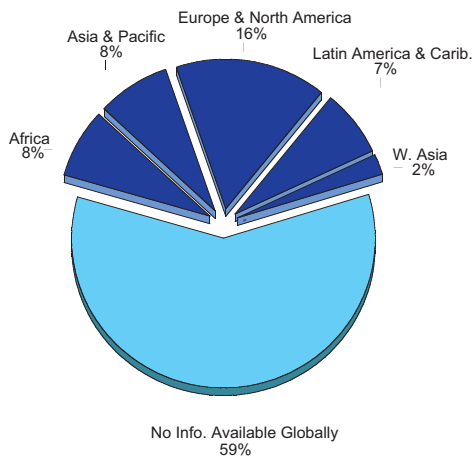
#### 10. Bi/Multilateral Assistance on Health

Governments provide information on the issue of financial assistance to improve health in developing countries through bilateral and/or multilateral assistance, including: WHO; UNDP; UNEP; UNICEF; GEF; ILO; etc.

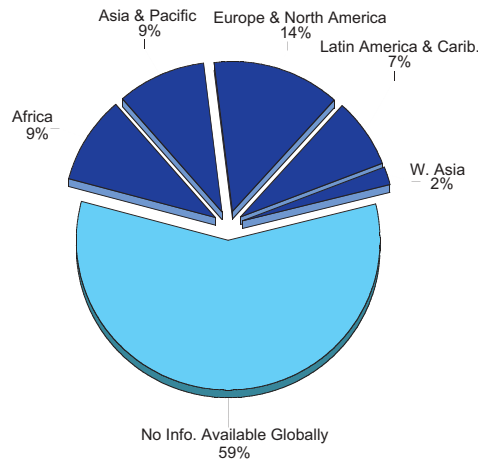
REPORTED INFORMATION ON NATIONAL IMPLEMENTATION OF AGENDA 21:

**HEALTH**

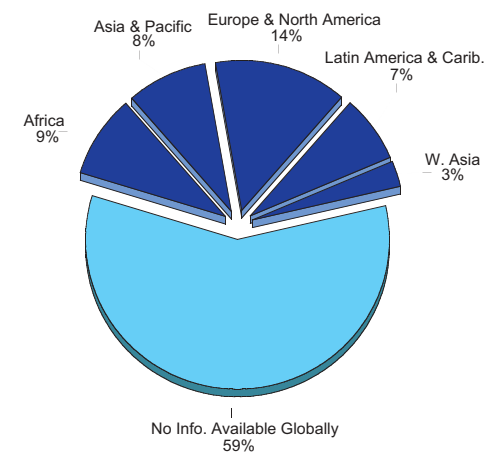
**Decision-Making**



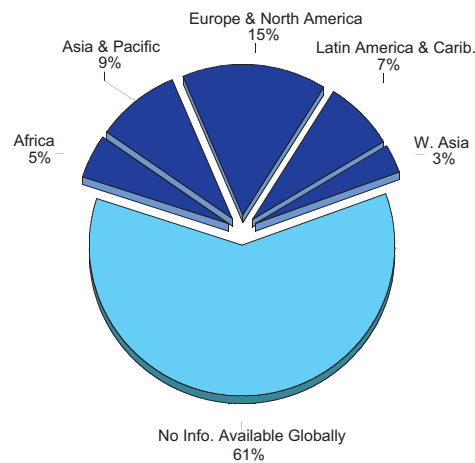
**Programmes & Projects**



**Education**



**Cooperation**



The Global Pie Charts represent percentages of activities that are regionally implemented and/or in progress for the element or category of implementation.

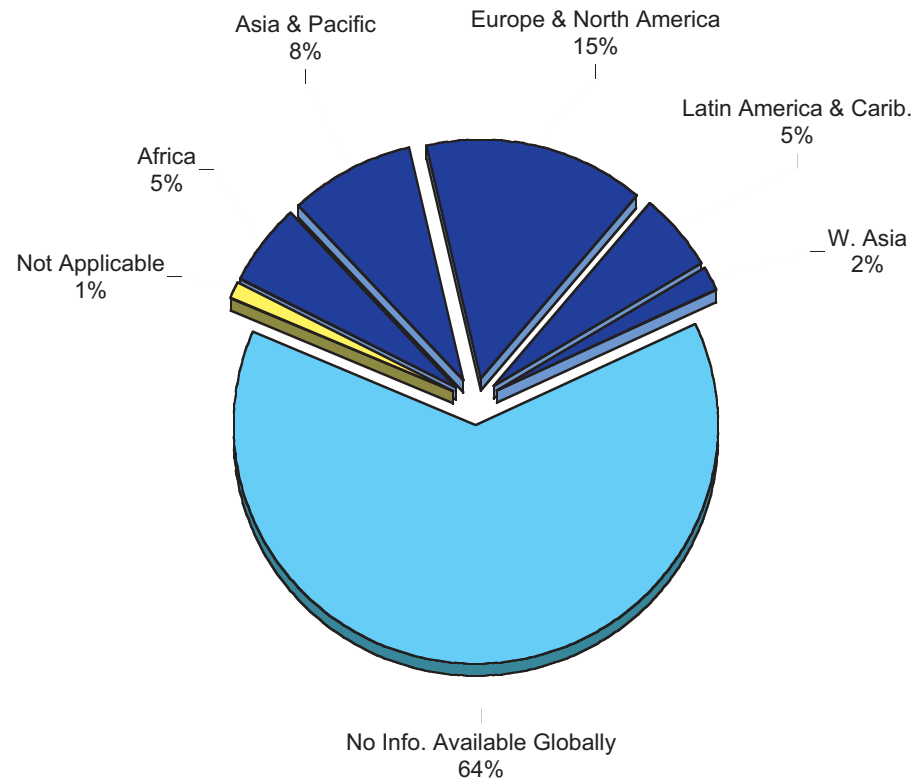


## INFORMATION (Based on Sectoral Perspectives)

The following aspects of Information were drawn from specific sectoral chapters.

1. Sustainable Development Indicators Programme (Information for Decision-Making).
2. Eco-Labeling Programme (Energy)
3. Energy-Saving Campaign Geared at Consumers (Energy)
4. National Transport Statistics (Transport)
5. Greenhouse Gas Inventory System (Atmosphere)
6. Geographical Information System (GIS) for Land Management (Land Management)
7. Forest Indicators Programme (Forests)
8. Forest Inventories (Forests)
9. Forest Monitoring (Forests)
10. Desertification Monitoring (Desertification and Drought)
11. Mountain Monitoring (Mountains)
12. Soil and Land Survey Databases (Agriculture)
13. Species Inventory Data (Biodiversity)
14. Biodiversity Monitoring (Biodiversity)
15. Marine Resource Monitoring (Oceans)
16. Water Quality Monitoring (Freshwater)
17. Inventory/Database on Toxic Chemicals (Toxic Chemicals)
18. National Database on Wastes (Hazardous, Solid and Radioactive Wastes)
19. Pollution and Treatment Monitoring (Hazardous, Solid and Radioactive Wastes)

REPORTED INFORMATION ON NATIONAL IMPLEMENTATION OF AGENDA 21:  
**INFORMATION**



This Global Pie Chart represents percentages of activities that are regionally implemented and/or in progress based on sectoral perspectives.

## OCEANS (Agenda 21 - Chapter 17)

### Decision-Making

#### 1. Coordinating Body on Oceans

The national coordinating body on Oceans is actually a wide range of Ministries, such as: Shipping; Oceanic Administration; Port Authority; Marine/Maritime and Ocean Affairs; Coast Conservation; Environment; Forestry; Agriculture; and Fishery.

2. **Participation of Major Groups in Decision-Making** with particular reference to: Scientific and Technological Communities; Business and Industry; NGOs; Women; and Local Authorities.

### Programmes & Projects

#### 3. Integrated Coastal Area Management

Agenda 21 requests coastal States to commit themselves to integrated management and sustainable development of coastal areas and the marine environment so as to prevent, control and reduce degradation of the marine environment (17.5; 17.6; 17.29).

#### 4. Sustainable Use of Marine Resources (Fishing)

Agenda 21 urges States to take effective action to ensure sustainable fishing in accordance with the provisions of the United Nations Convention on the Law of the Sea (17.44; 17.45; 17.46; 17.49; 17.50; 17.54; 17.79; 17.83).

#### 5. Pollution Prevention from Sea-Based Activities

Agenda 21 requests States, if appropriate, to address degradation of the marine environment due to sea-based activities, including shipping, dumping, oil-spilling, and those at ports through ratifying and implementing relevant conventions, protocols and regulations (17.30).

#### 6. Preservation of Marine Resources

Countries are requested to take measures to conserve and increase the availability of marine living resources (17.74).

#### 7. Pollution Prevention from Land-Based Activities

Agenda 21 requests States to reduce and control degradation of the marine environment from land-based activities taking account of the Montreal Guidelines for the Protection of the Marine Environment from Land-Based Sources (17.24; 17.27; 17.28).

### Information

#### 8. Marine Resource Monitoring

States are encouraged to collect and exchange data and information for fisheries assessment, marine biodiversity, marine living resources and critical habitat profiles of exclusive economic zones and other areas under national jurisdiction through establishing or expanding appropriate monitoring and assessment programmes, such as systematic observation of marine environmental quality (17.35; 17.56; 17.86).

### Technology

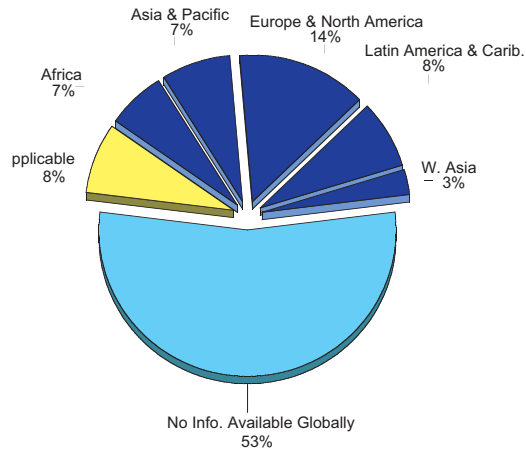
#### 9. Geographical Information System (GIS)

GIS has often been used as a systematic observation system to measure marine environmental quality.

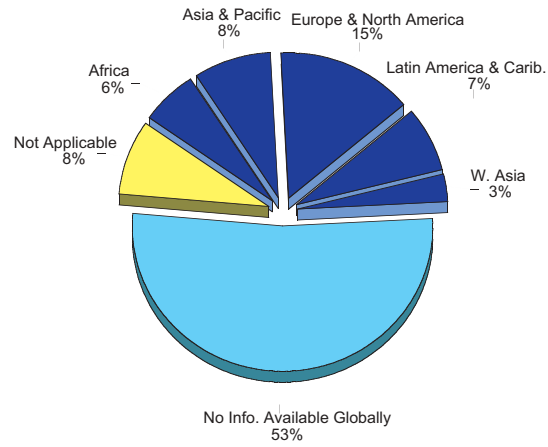
REPORTED INFORMATION ON NATIONAL IMPLEMENTATION OF AGENDA 21:

OCEANS

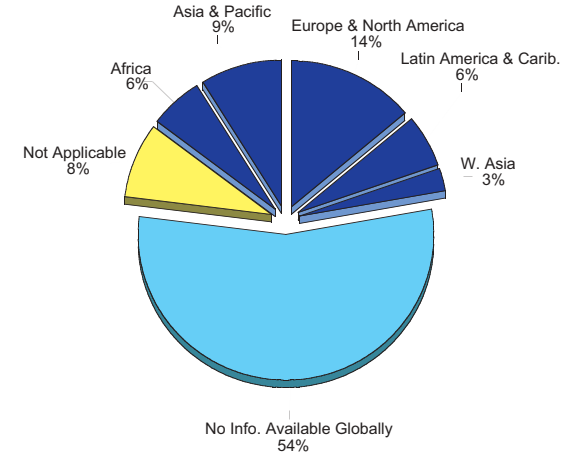
Decision-Making



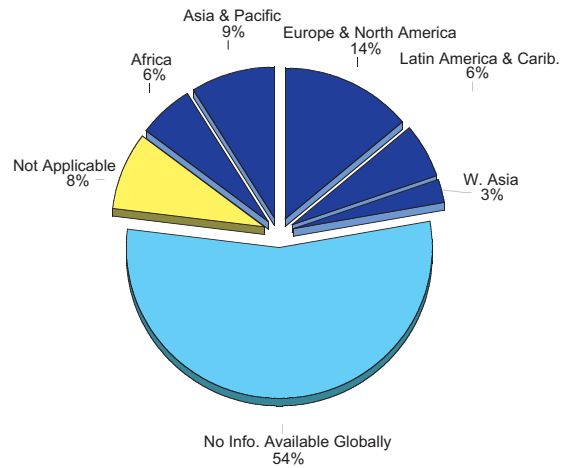
Programmes & Projects



Information



Technology



The Global Pie Charts represent percentages of activities that are regionally implemented and/or in progress for the element or category of implementation.



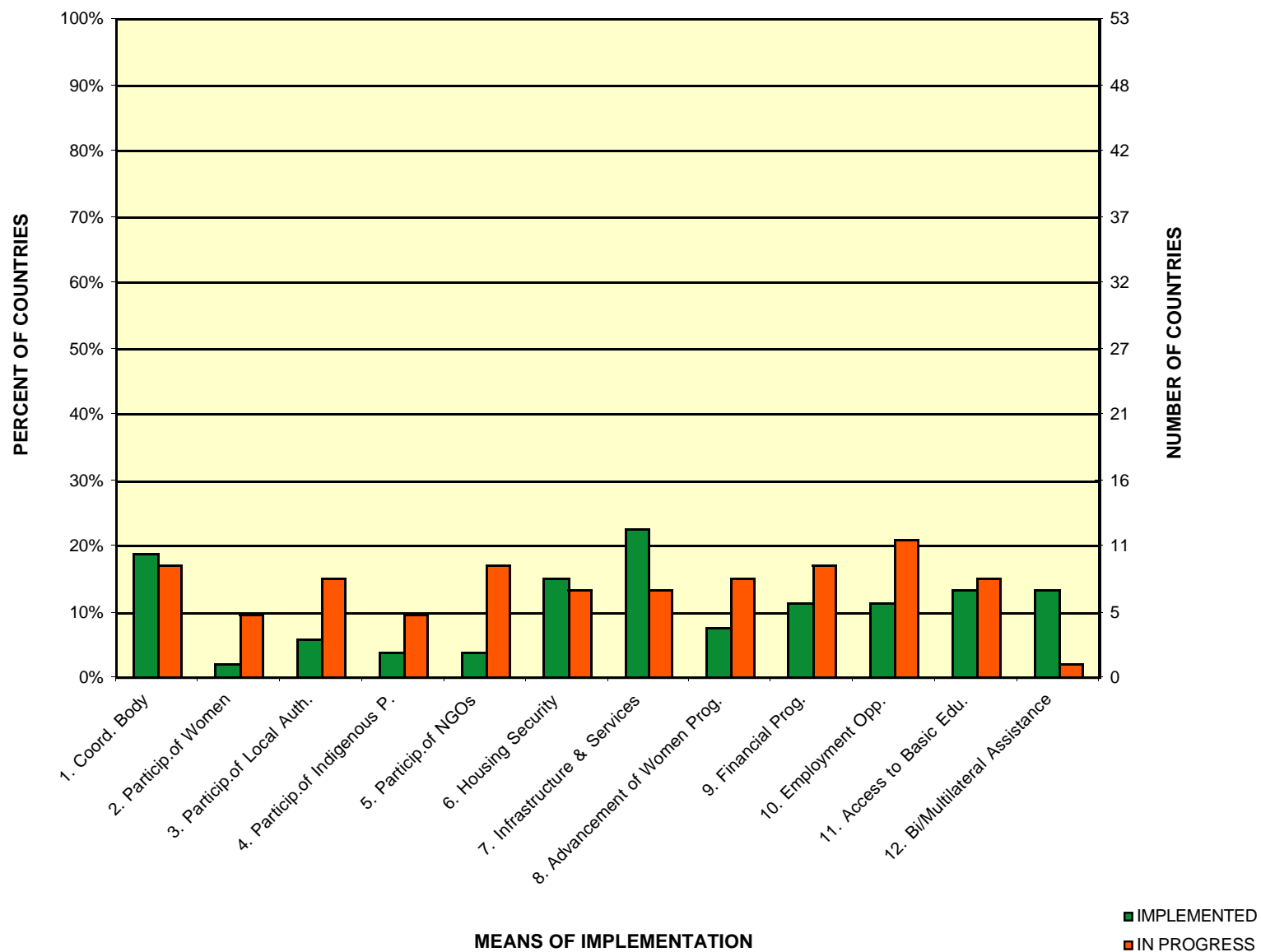
## PART II:

# SAMPLER OF REGIONAL AND NATIONAL LEVEL INFORMATION



Full report available at: <http://www.un.org/esa/agenda21/natlinfo/>

## COMBATING POVERTY





REPORTED INFORMATION ON IMPLEMENTATION OF AGENDA 21:

**COMBATING POVERTY**

COUNTRIES	Decision-Making					Programmes & Projects					Education	Cooperation
	1. Coordinating Body on Combating Poverty	2. Participation of Women in Decision-Making	3. Participation of Local Authorities in Decision-Making	4. Participation of Indigenous People in Decision-Making	5. Participation of NGOs in Decision-Making	6. Housing Security Programmes for the Poor	7. Improvement of Infrastructure & Services	8. Programmes for the Advancement of Women	9. Financial Programmes for the Poor	10. Programmes to Generate Employment Opportunities	11. Universal Access to Basic Education	12. BI/Multilateral Assistance for Combating Poverty
1 <b>Algeria</b>												
2 <i>Angola</i>												
3 <b>Benin</b>												
4 <b>Botswana</b>												
5 <b>Burkina Faso</b>												
6 <i>Burundi</i>												
7 Cameroon												
8 <i>Cape Verde</i>												
9 <i>Central African Republic</i>												
10 <i>Chad</i>												
11 <i>Comoros</i>												
12 <i>Congo</i>												
13 <i>Cote d'Ivoire</i>												
14 <b>Dem. Rep. of the Congo</b>												
15 <i>Djibouti</i>												
16 <b>Egypt</b>												
17 <i>Equatorial Guinea</i>												
18 <i>Eritrea</i>												
19 <i>Ethiopia</i>												
20 <i>Gabon</i>												
21 <b>Gambia</b>												
22 <b>Ghana</b>												
23 <i>Guinea</i>												
24 <i>Guinea-Bissau</i>												
25 <i>Kenya</i>												
26 <i>Lesotho</i>												



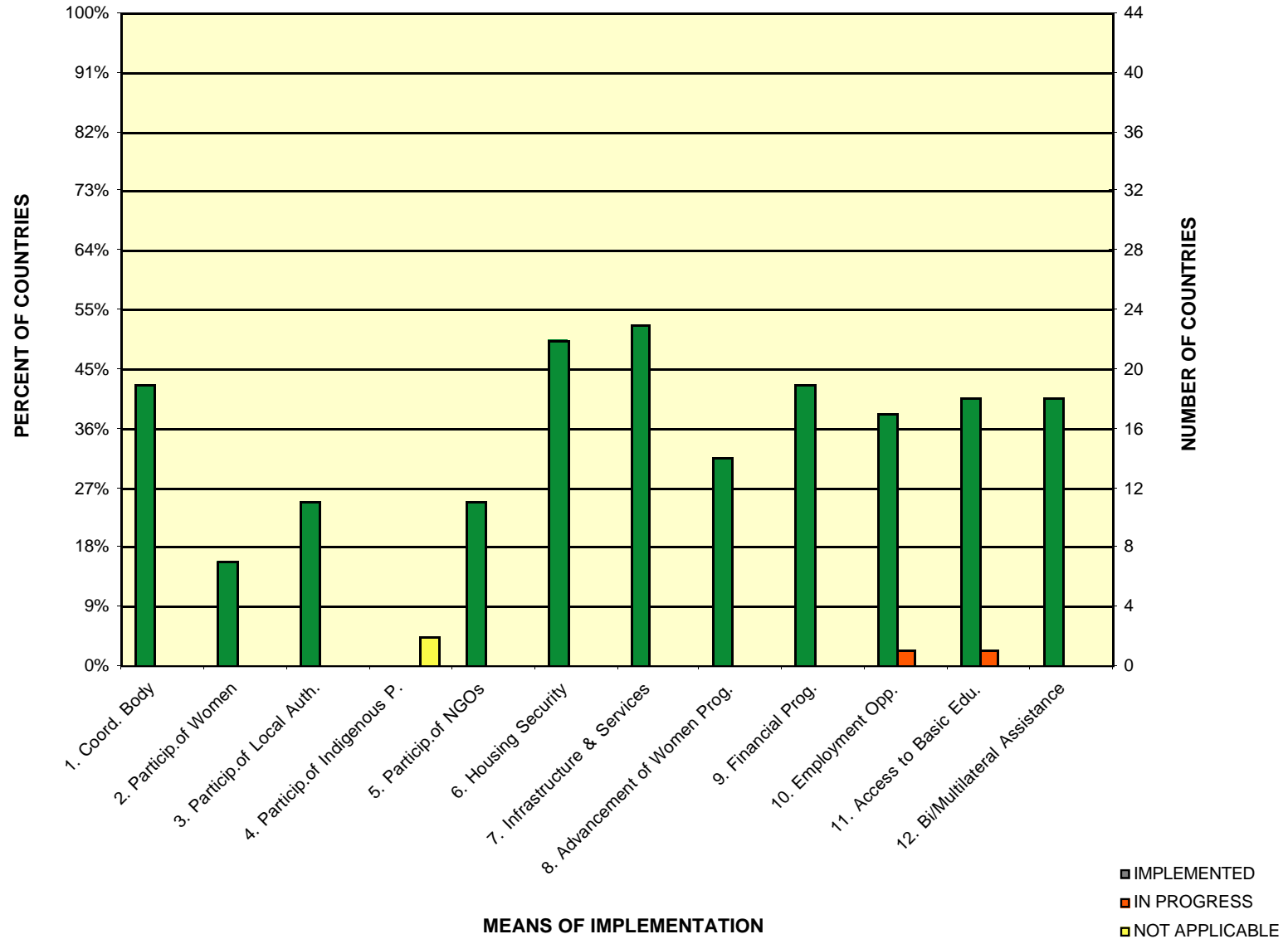
COUNTRIES	Decision-Making					Programmes & Projects					Education	Cooperation
	1. Coordinating Body on Combating Poverty	2. Participation of Women in Decision-Making	3. Participation of Local Authorities in Decision-Making	4. Participation of Indigenous People in Decision-Making	5. Participation of NGOs in Decision-Making	6. Housing Security Programmes for the Poor	7. Improvement of Infrastructure & Services	8. Programmes for the Advancement of Women	9. Financial Programmes for the Poor	10. Programmes to Generate Employment Opportunities	11. Universal Access to Basic Education	12. Bi/Multilateral Assistance for Combating Poverty
27	<i>Liberia</i>											
28	<i>Libyan Arab Jamahiriya</i>											
29	<b>Madagascar</b>											
30	<b>Malawi</b>											
31	<i>Mali</i>											
32	<i>Mauritania</i>											
33	<b>Mauritius</b>											
34	<b>Morocco</b>											
35	<i>Mozambique</i>											
36	<b>Namibia</b>											
37	<i>Niger</i>											
38	<i>Nigeria</i>											
39	<i>Rwanda</i>											
40	Sao Tome and Principe											
41	<b>Senegal</b>											
42	<i>Seychelles</i>											
43	<i>Sierra Leone</i>											
44	<i>Somalia</i>											
45	South Africa											
46	<i>Sudan</i>											
47	Swaziland											
48	<i>Togo</i>											
49	<b>Tunisia</b>											
50	<b>Uganda</b>											
51	United Rep. of Tanzania											
52	<i>Zambia</i>											
53	<b>Zimbabwe</b>											
<b>TOTAL IMPLEMENTED</b>	10	1	3	2	2	8	12	4	6	6	7	7
<b>TOTAL IN PROGRESS</b>	9	5	8	5	9	7	7	8	9	11	8	1
 % IMPLEMENTED	19%	2%	6%	4%	9%	15%	23%	8%	11%	11%	13%	13%
 % IN PROGRESS	17%	9%	15%	9%	17%	13%	13%	15%	17%	21%	15%	2%

**Bold**= Reporting country submitted 2002 Country Profile.

Regular=Reporting country yet to submit 2002 Country Profile.

*Italics* =Non-Reporting Country

## COMBATING POVERTY



## COMBATING POVERTY

COUNTRIES	Decision-Making					Programmes & Projects					Education	Cooperation
	1. Coordinating Body on Combating Poverty	2. Participation of Women in Decision-Making	3. Participation of Local Authorities in Decision-Making	4. Participation of Indigenous People in Decision-Making	5. Participation of NGOs in Decision-Making	6. Housing Security Programmes for the Poor	7. Improvement of Infrastructure & Services	8. Programmes for the Advancement of Women	9. Financial Programmes for the Poor	10. Programmes to Generate Employment Opportunities	11. Universal Access to Basic Education	12. Bi/Multilateral Assistance for Combating Poverty
1 <i>Afghanistan</i>												
2 Australia												
3 <b>Bangladesh</b>												
4 <i>Bhutan</i>												
5 Brunei Darussalam												
6 <i>Cambodia</i>												
7 China												
8 <i>Cyprus</i>												
9 <b>Fiji</b>												
10 India												
11 <b>Indonesia</b>												
12 <b>Iran</b>												
13 <b>Japan</b>												
14 <b>Kazakhstan</b>												
15 <i>Kiribati</i>												
16 <i>Korea, DPR of</i>												
17 <i>Kyrgyzstan</i>												
18 <i>Lao, People's Dem. Rep.</i>												
19 Malaysia												
20 <i>Maldives</i>												
21 <i>Marshall Islands</i>												
22 <i>Micronesia</i>												
23 Mongolia												
24 <b>Myanmar</b>												
25 <i>Nauru</i>												
26 <b>Nepal</b>												

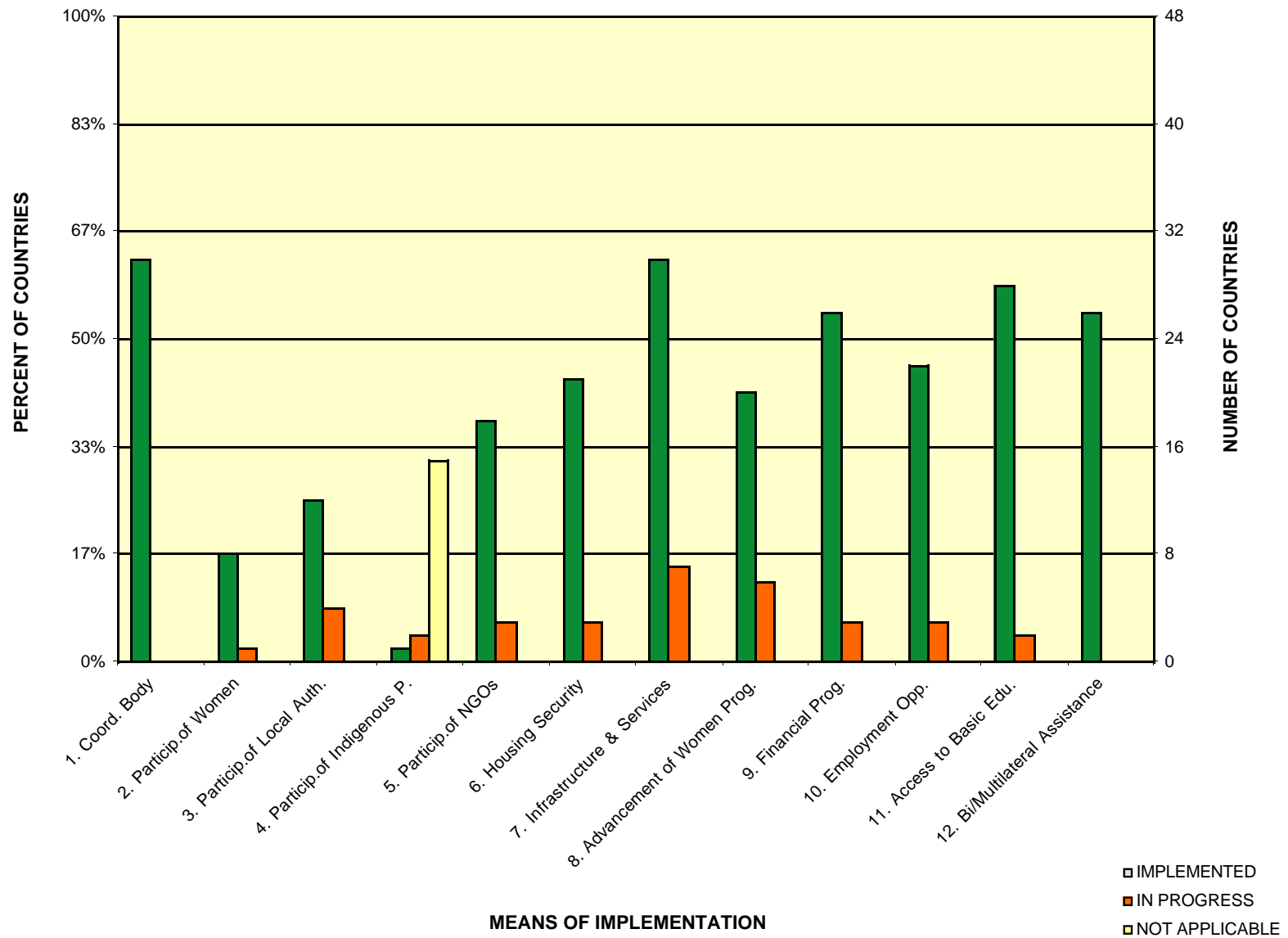
COUNTRIES	Decision-Making					Programmes & Projects					Education	Cooperation
	1. Coordinating Body on Combating Poverty	2. Participation of Women in Decision-Making	3. Participation of Local Authorities in Decision-Making	4. Participation of Indigenous People in Decision-Making	5. Participation of NGOs in Decision-Making	6. Housing Security Programmes for the Poor	7. Improvement of Infrastructure & Services	8. Programmes for the Advancement of Women	9. Financial Programmes for the Poor	10. Programmes to Generate Employment Opportunities	11. Universal Access to Basic Education	12. Bi/Multilateral Assistance for Combating Poverty
27 New Zealand												
28 <b>Pakistan</b>												
29 <i>Palau</i>												
30 <i>Papua New Guinea</i>												
31 <b>Philippines</b>												
32 <b>Republic of Korea</b>												
33 <i>Samoa</i>												
34 <b>Singapore</b>												
35 <i>Solomon Islands</i>												
36 <b>Sri Lanka</b>												
37 <b>Tajikistan*</b>												
38 <b>Thailand</b>												
39 <i>Tonga</i>												
40 <i>Turkmenistan</i>												
41 <i>Tuvalu</i>												
42 <b>Uzbekistan</b>												
43 <i>Vanuatu</i>												
44 <i>Viet Nam</i>												
<b>TOTAL IMPLEMENTED</b>	19	7	11	0	11	22	23	14	19	17	18	18
<b>TOTAL IN PROGRESS</b>	0	0	0	0	0	0	0	0	0	1	1	0
<b>ISSUE NOT APPLICABLE</b>	0	0	0	2	0	0	0	0	0	0	0	0
% IMPLEMENTED	43%	16%	25%	0%	25%	50%	52%	32%	43%	39%	41%	41%
% IN PROGRESS	0%	0%	0%	0%	0%	0%	0%	0%	0%	2%	2%	0%
% NOT APPLICABLE	0%	0%	0%	5%	0%	0%	0%	0%	0%	0%	0%	0%

**Bold**= Reporting country submitted 2002 Country Profile.

Regular=Reporting country yet to submit 2002 Country Profile.

*Italics* =Non-Reporting Country

## COMBATING POVERTY



## COMBATING POVERTY

COUNTRIES	Decision-Making					Programmes & Projects					Education	Cooperation
	1. Coordinating Body on Combating Poverty	2. Participation of Women in Decision-Making	3. Participation of Local Authorities in Decision-Making	4. Participation of Indigenous People in Decision-Making	5. Participation of NGOs in Decision-Making	6. Housing Security Programmes for the Poor	7. Improvement of Infrastructure & Services	8. Programmes for the Advancement of Women	9. Financial Programmes for the Poor	10. Programmes to Generate Employment Opportunities	11. Universal Access to Basic Education	12. Bi/Multilateral Assistance for Combating Poverty
1 Albania												
2 Andorra												
3 Armenia												
4 Austria												
5 Azerbaijan												
6 Belarus												
7 Belgium												
8 Bosnia and Herzegovina												
9 Bulgaria												
10 Canada												
11 Croatia												
12 Czech Republic												
13 Denmark												
14 Estonia												
15 Finland												
16 France												
17 Georgia												
18 Germany												
19 Greece												
20 Hungary												
21 Iceland												
22 Ireland												
23 Italy												
24 Latvia												
25 Liechtenstein												
26 Lithuania												

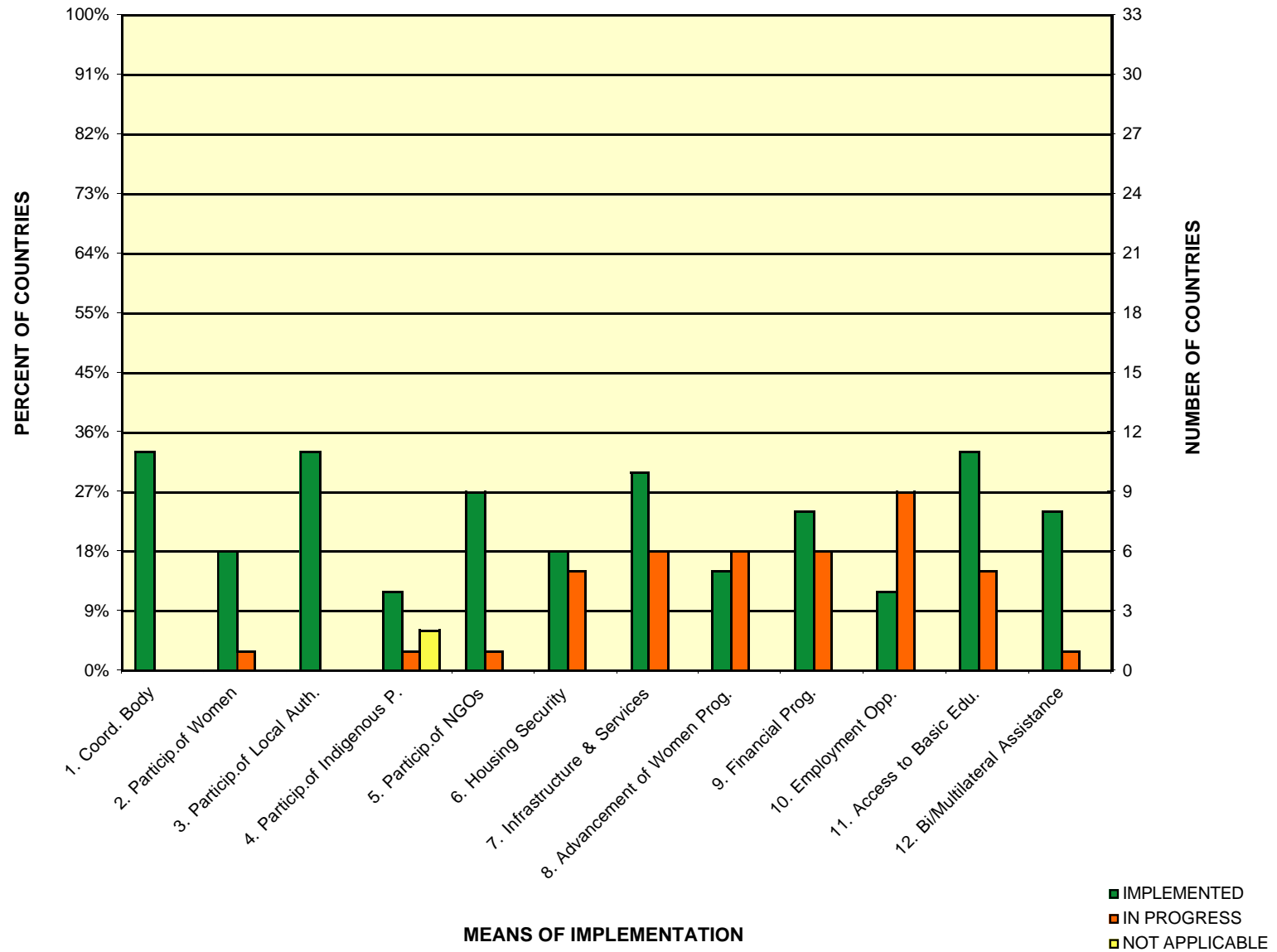
COUNTRIES	Decision-Making					Programmes & Projects					Education	Cooperation
	1. Coordinating Body on Combating Poverty	2. Participation of Women in Decision-Making	3. Participation of Local Authorities in Decision-Making	4. Participation of Indigenous People in Decision-Making	5. Participation of NGOs in Decision-Making	6. Housing Security Programmes for the Poor	7. Improvement of Infrastructure & Services	8. Programmes for the Advancement of Women	9. Financial Programmes for the Poor	10. Programmes to Generate Employment Opportunities	11. Universal Access to Basic Education	12. Bi/Multilateral Assistance for Combating Poverty
27 Luxembourg												
28 <b>Malta</b>												
29 <b>Monaco</b>												
30 Netherlands												
31 <b>Norway</b>												
32 <b>Poland</b>												
33 <b>Portugal</b>												
34 Republic of Moldova												
35 <b>Romania</b>												
36 <b>Russian Federation*</b>												
37 <i>San Marino</i>												
38 <b>Slovak Republic</b>												
39 <b>Slovenia</b>												
40 <b>Spain</b>												
41 <b>Sweden</b>												
42 Switzerland												
43 The FYR of Macedonia												
44 <b>Turkey</b>												
45 <b>Ukraine</b>												
46 United Kingdom												
47 <b>United States of America</b>												
48 Yugoslavia, Fed. Rep. Of												
<b>TOTAL IMPLEMENTED</b>	30	8	12	1	18	21	30	20	26	22	28	26
<b>TOTAL IN PROGRESS</b>	0	1	4	2	3	3	7	6	3	3	2	0
<b>ISSUE NOT APPLICABLE</b>	0	0	0	15	0	0	0	0	0	0	0	0
% IMPLEMENTED	63%	17%	25%	2%	38%	44%	63%	42%	54%	46%	58%	54%
% IN PROGRESS	0%	2%	8%	4%	6%	6%	15%	13%	6%	6%	4%	0%
% NOT APPLICABLE	0%	0%	0%	31%	0%	0%	0%	0%	0%	0%	0%	0%

**Bold**= Reporting country submitted 2002 Country Profile.

Regular=Reporting country yet to submit 2002 Country Profile.

*Italics* =Non-Reporting Country

## COMBATING POVERTY





## COMBATING POVERTY

COUNTRIES	Decision-Making					Programmes & Projects					Education	Cooperation
	1. Coordinating Body on Combating Poverty	2. Participation of Women in Decision-Making	3. Participation of Local Authorities in Decision-Making	4. Participation of Indigenous People in Decision-Making	5. Participation of NGOs in Decision-Making	6. Housing Security Programmes for the Poor	7. Improvement of Infrastructure & Services	8. Programmes for the Advancement of Women	9. Financial Programmes for the Poor	10. Programmes to Generate Employment Opportunities	11. Universal Access to Basic Education	12. Bi/Multilateral Assistance for Combating Poverty
1 Antigua and Barbuda												
2 <b>Argentina</b>												
3 Bahamas												
4 <b>Barbados</b>												
5 <i>Belize</i>												
6 Bolivia												
7 <b>Brazil</b>												
8 <b>Chile</b>												
9 <b>Colombia</b>												
10 Costa Rica												
11 <b>Cuba</b>												
12 <i>Dominica</i>												
13 Dominican Republic												
14 <b>Ecuador</b>												
15 <b>El Salvador</b>												
16 <i>Grenada</i>												
17 <i>Guatemala</i>												
18 Guyana												
19 <b>Haiti</b>												
20 <b>Honduras</b>												
21 Jamaica												
22 <b>Mexico</b>												
23 <b>Nicaragua</b>												
24 Panama												
25 <b>Paraguay</b>												
26 <b>Peru</b>												

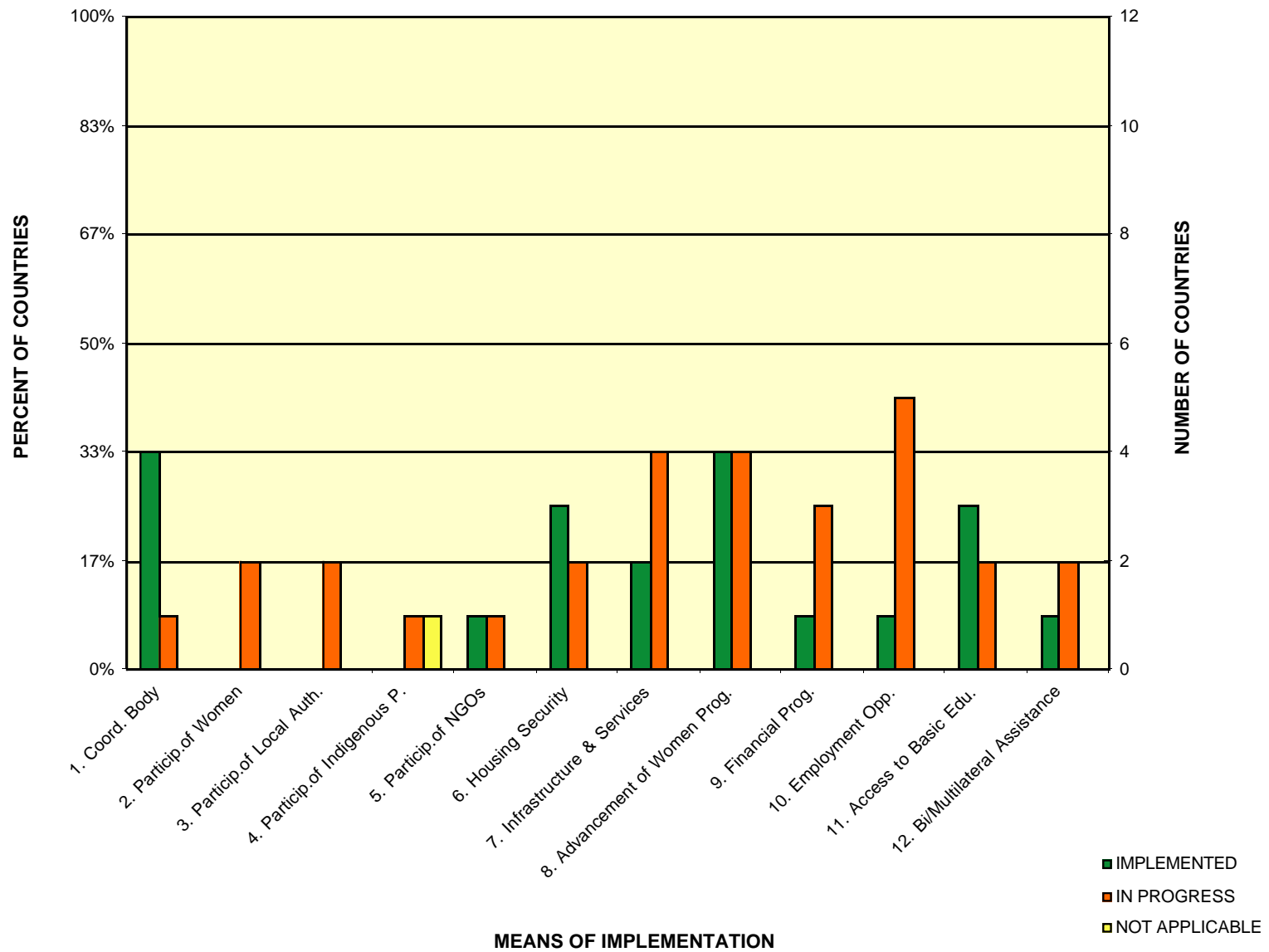
COUNTRIES	Decision-Making					Programmes & Projects					Education	Cooperation
	1. Coordinating Body on Combating Poverty	2. Participation of Women in Decision-Making	3. Participation of Local Authorities in Decision-Making	4. Participation of Indigenous People in Decision-Making	5. Participation of NGOs in Decision-Making	6. Housing Security Programmes for the Poor	7. Improvement of Infrastructure & Services	8. Programmes for the Advancement of Women	9. Financial Programmes for the Poor	10. Programmes to Generate Employment Opportunities	11. Universal Access to Basic Education	12. Bi/Multilateral Assistance for Combating Poverty
27 <i>St. Kitts and Nevis</i>												
28 <i>St. Lucia</i>												
29 <i>St Vincent &amp; the Grenad.</i>												
30 Suriname												
31 <i>Trinidad and Tobago</i>												
32 Uruguay												
33 <b>Venezuela</b>												
<b>TOTAL IMPLEMENTED</b>	11	6	11	4	9	6	10	5	8	4	11	8
<b>TOTAL IN PROGRESS</b>	0	1	0	1	1	5	6	6	6	9	5	1
<b>ISSUE NOT APPLICABLE</b>	0	0	0	2	0	0	0	0	0	0	0	0
% IMPLEMENTED	33%	18%	33%	12%	27%	18%	30%	15%	24%	12%	33%	24%
% IN PROGRESS	0%	3%	0%	3%	3%	15%	18%	18%	18%	27%	15%	3%
% NOT APPLICABLE	0%	0%	0%	6%	0%	0%	0%	0%	0%	0%	0%	0%

**Bold**= Reporting country submitted 2002 Country Profile.

Regular=Reporting country yet to submit 2002 Country Profile.

*Italics* =Non-Reporting Country

## COMBATING POVERTY



## COMBATING POVERTY

COUNTRIES	Decision-Making					Programmes & Projects					Education	Cooperation
	1. Coordinating Body on Combating Poverty	2. Participation of Women in Decision-Making	3. Participation of Local Authorities in Decision-Making	4. Participation of Indigenous People in Decision-Making	5. Participation of NGOs in Decision-Making	6. Housing Security Programmes for the Poor	7. Improvement of Infrastructure & Services	8. Programmes for the Advancement of Women	9. Financial Programmes for the Poor	10. Programmes to Generate Employment Opportunities	11. Universal Access to Basic Education	12. Bi/Multilateral Assistance for Combating Poverty
1 Bahrain												
2 Iraq												
3 <b>Israel</b>												
4 <b>Jordan</b>												
5 <i>Kuwait</i>												
6 Lebanon												
7 <i>Oman</i>												
8 Qatar												
9 <b>Saudi Arabia</b>												
10 <b>Syrian Arab Republic</b>												
11 <i>United Arab Emirates</i>												
12 <i>Yemen</i>												
<b>TOTAL IMPLEMENTED</b>	4	0	0	0	1	3	2	4	1	1	3	1
<b>TOTAL IN PROGRESS</b>	1	2	2	1	1	2	4	4	3	5	2	2
<b>ISSUE NOT APPLICABLE</b>	0	0	0	1	0	0	0	0	0	0	0	0
% IMPLEMENTED	33%	0%	0%	0%	8%	25%	17%	33%	8%	8%	25%	8%
% IN PROGRESS	8%	17%	17%	8%	8%	17%	33%	33%	25%	42%	17%	17%
% NOT APPLICABLE	0%	0%	0%	8%	0%	0%	0%	0%	0%	0%	0%	0%

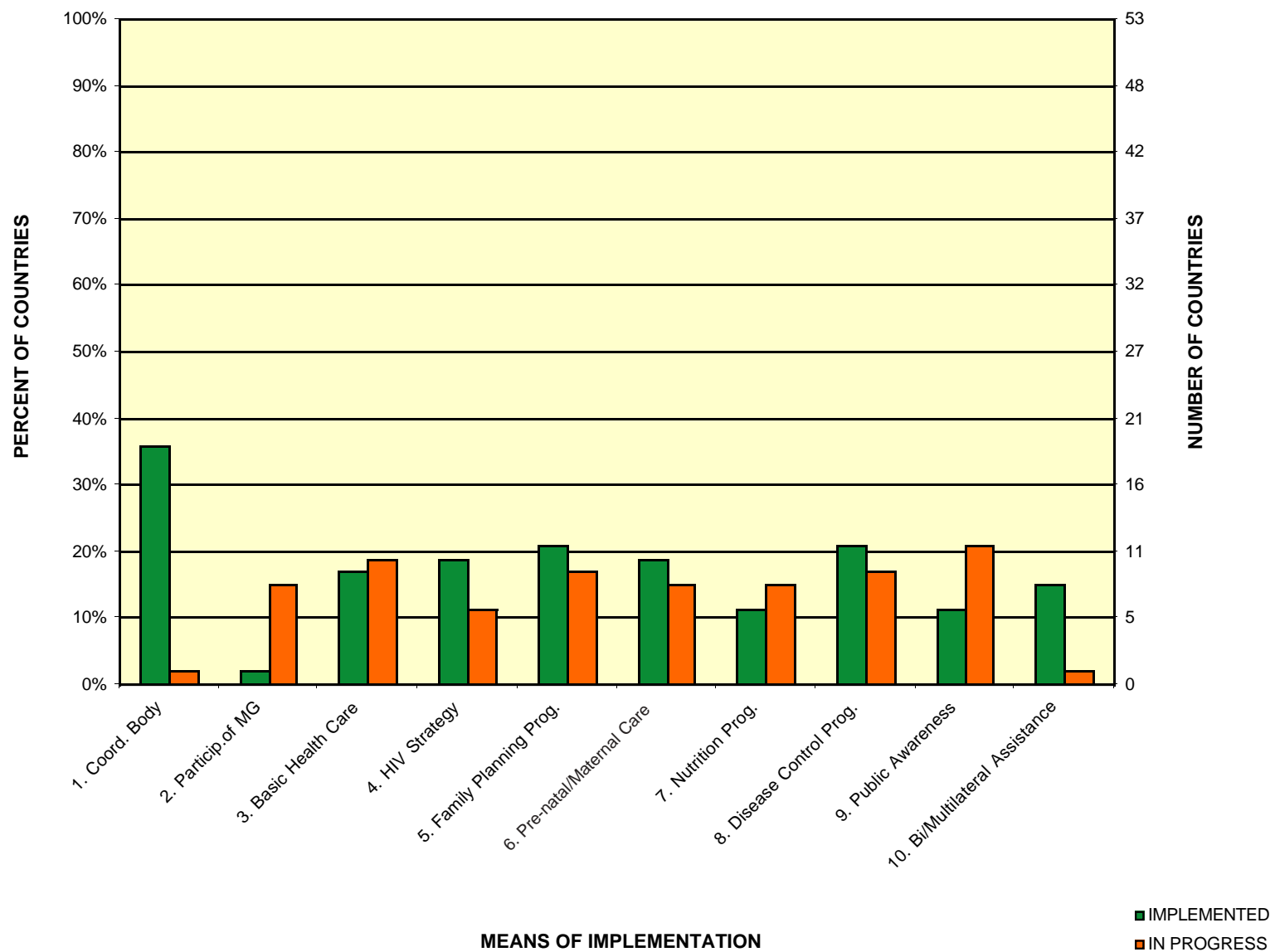
**Bold**= Reporting country submitted 2002 Country Profile.

Regular=Reporting country yet to submit 2002 Country Profile.

*Italics* =Non-Reporting Country

AFRICA: REPORTED INFORMATION ON IMPLEMENTATION OF AGENDA 21:

HEALTH



AFRICA: REPORTED INFORMATION ON IMPLEMENTATION OF AGENDA 21:

HEALTH

COUNTRIES	Decision-Making		Programmes & Projects					Education	Cooperation
	1. Coordinating Body on Health	2. Participation of Major Groups in Decision-Making	3. Access to Basic Health Care	4. National Strategy to Control HIV	5. Family Planning Programmes	6. Access to Pre-natal/Maternal Care	7. Nutrition Programmes	8. Disease Control Programmes	9. Public Awareness-Raising on Health
1 Algeria									
2 Angola									
3 Benin									
4 Botswana									
5 Burkina Faso									
6 Burundi									
7 Cameroon									
8 Cape Verde									
9 Central African Republic									
10 Chad									
11 Comoros									
12 Congo									
13 Cote d'Ivoire									
14 Dem. Rep. of the Congo									
15 Djibouti									
16 Egypt									
17 Equatorial Guinea									
18 Eritrea									
19 Ethiopia									
20 Gabon									
21 Gambia									
22 Ghana									
23 Guinea									
24 Guinea-Bissau									
25 Kenya									
26 Lesotho									

COUNTRIES	Decision-Making		Programmes : & Projects					Education	Cooperation
	1. Coordinating Body on Health	2. Participation of Major Groups in Decision-Making	3. Access to Basic Health Care	4. National Strategy to Control HIV	5. Family Planning Programmes	6. Access to Pre-natal/Maternal Care	7. Nutrition Programmes	8. Disease Control Programmes	9. Public Awareness-Raising on Health
27 <i>Liberia</i>									
28 <i>Libyan Arab Jamahiriya</i>									
29 <b>Madagascar</b>									
30 <b>Malawi</b>									
31 <i>Mali</i>									
32 <i>Mauritania</i>									
33 <b>Mauritius</b>									
34 <b>Morocco</b>									
35 <i>Mozambique</i>									
36 <b>Namibia</b>									
37 Niger									
38 Nigeria									
39 <i>Rwanda</i>									
40 Sao Tome and Principe									
41 <b>Senegal</b>									
42 <i>Seychelles</i>									
43 <i>Sierra Leone</i>									
44 <i>Somalia</i>									
45 South Africa									
46 <i>Sudan</i>									
47 Swaziland									
48 <i>Togo</i>									
49 <b>Tunisia</b>									
50 <b>Uganda</b>									
51 United Rep. of Tanzania									
52 <i>Zambia</i>									
53 Zimbabwe									

**TOTAL IMPLEMENTED**

19

1

9

10

11

10

6

11

6

8

**TOTAL IN PROGRESS**

1

8

10

6

9

8

8

9

11

1

% IMPLEMENTED

36%

2%

17%

19%

21%

19%

11%

21%

11%

15%

% IN PROGRESS

2%

15%

19%

11%

17%

15%

15%

17%

21%

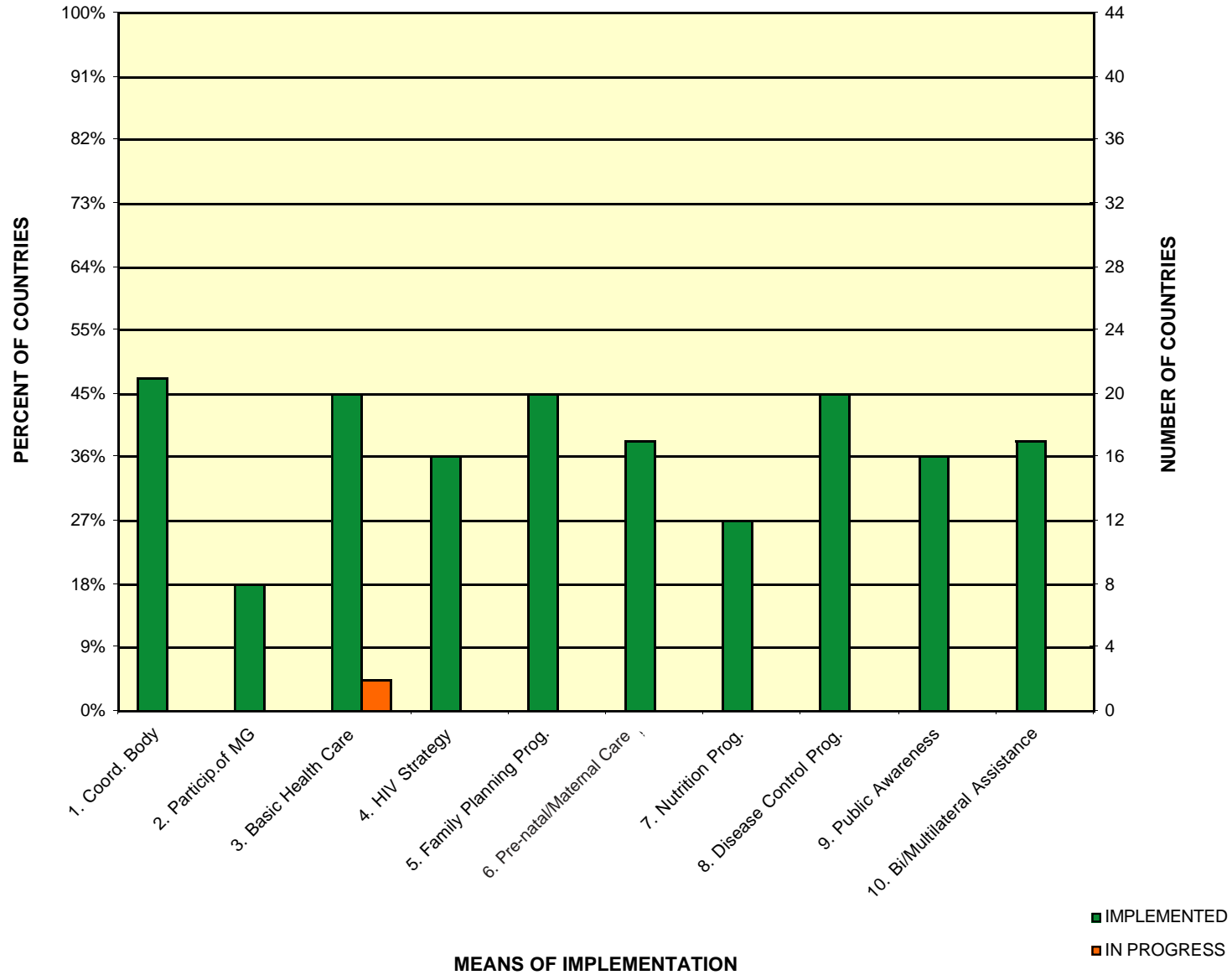
2%

**Bold**= Reporting country submitted 2002 Country Profile.

Regular=Reporting country yet to submit 2002 Country Profile.

*Italics* =Non-Reporting Country

## HEALTH







ASIA AND THE PACIFIC: REPORTED INFORMATION ON IMPLEMENTATION OF AGENDA 21:

HEALTH

COUNTRIES	Decision-Making		Programmes & Projects					Education	Cooperation
	1. Coordinating Body on Health	2. Participation of Major Groups in Decision-Making	3. Access to Basic Health Care	4. National Strategy to Control HIV	5. Family Planning Programmes	6. Access to Pre-natal/Maternal Care	7. Nutrition Programmes	8. Disease Control Programmes	9. Public Awareness-Raising on Health
1 <i>Afghanistan</i>									
2 <i>Australia</i>									
3 <b>Bangladesh</b>									
4 <i>Bhutan</i>									
5 <i>Brunei Darussalam</i>									
6 <i>Cambodia</i>									
7 <i>China</i>									
8 <i>Cyprus</i>									
9 <b>Fiji</b>									
10 <i>India</i>									
11 <b>Indonesia</b>									
12 <b>Iran</b>									
13 <b>Japan</b>									
14 <b>Kazakhstan</b>									
15 <i>Kiribati</i>									
16 <i>Korea, DPR of</i>									
17 <i>Kyrgyzstan</i>									
18 <i>Lao, People's Dem. Rep.</i>									
19 <b>Malaysia</b>									
20 <i>Maldives</i>									
21 <i>Marshall Islands</i>									
22 <i>Micronesia</i>									
23 <i>Mongolia</i>									
24 <b>Myanmar</b>									
25 <i>Nauru</i>									
26 <b>Nepal</b>									

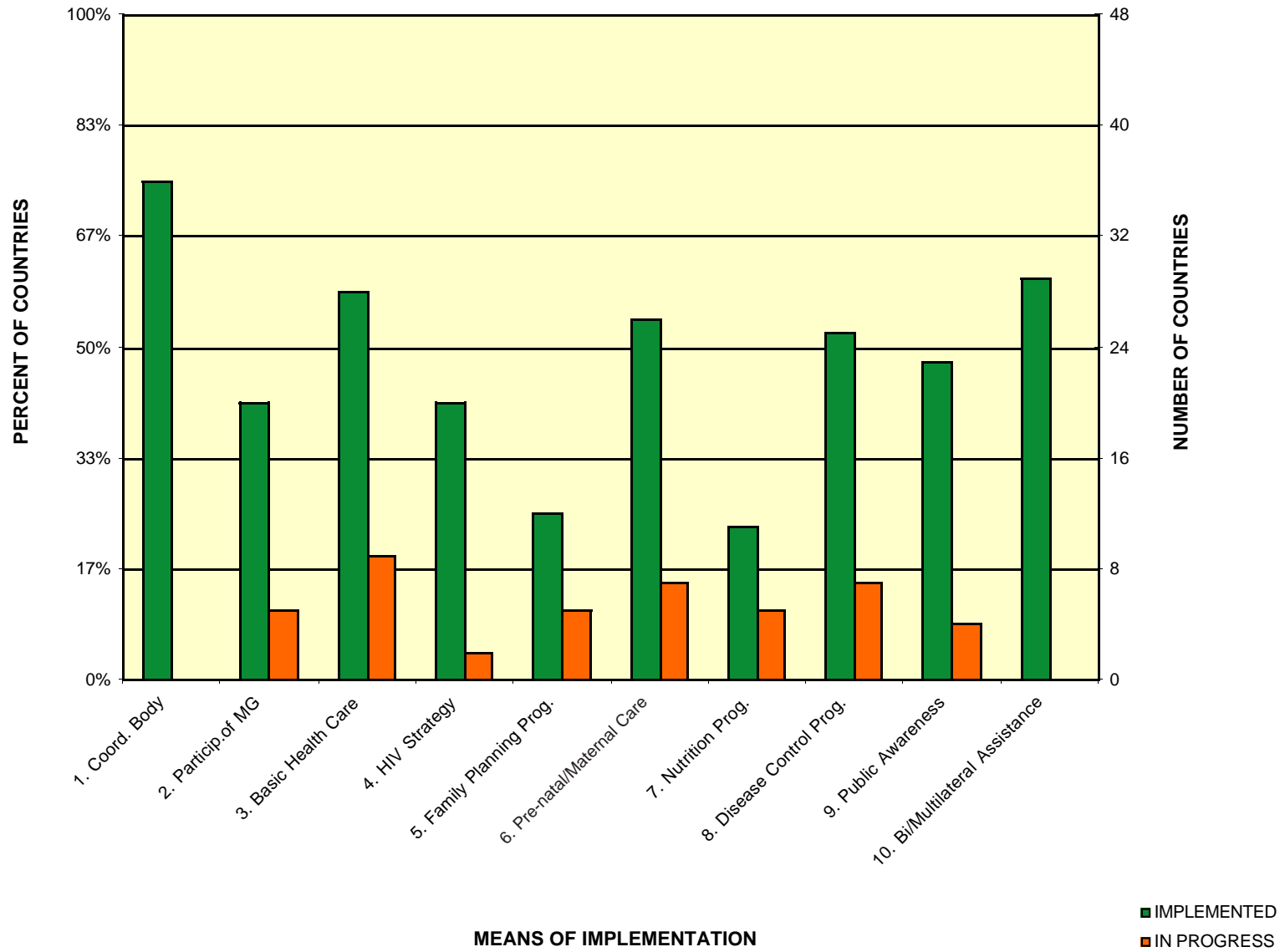
COUNTRIES	Decision-Making		Programmes & Projects					Education	Cooperation	
	1. Coordinating Body on Health	2. Participation of Major Groups in Decision-Making	3. Access to Basic Health Care	4. National Strategy to Control HIV	5. Family Planning Programmes	6. Access to Pre-natal/Maternal Care	7. Nutrition Programmes	8. Disease Control Programmes	9. Public Awareness-Raising on Health	10. Bi/Multiateral Assistance on Health
27 New Zealand										
28 <b>Pakistan</b>										
29 <i>Palau</i>										
30 <i>Papua New Guinea</i>										
31 <b>Philippines</b>										
32 <b>Republic of Korea</b>										
33 <i>Samoa</i>										
34 <b>Singapore</b>										
35 <i>Solomon Islands</i>										
36 <b>Sri Lanka</b>										
37 <b>Tajikistan*</b>										
38 <b>Thailand</b>										
39 <i>Tonga</i>										
40 <i>Turkmenistan</i>										
41 <i>Tuvalu</i>										
42 <b>Uzbekistan</b>										
43 <i>Vanuatu</i>										
44 <i>Viet Nam</i>										
<b>TOTAL IMPLEMENTED</b>	21	8	20	16	20	17	12	20	16	17
<b>TOTAL IN PROGRESS</b>	0	0	2	0	0	0	0	0	0	0
 % IMPLEMENTED	48%	18%	45%	36%	45%	39%	27%	45%	36%	39%
 % IN PROGRESS	0%	0%	5%	0%	0%	0%	0%	0%	0%	0%

**Bold**= Reporting country submitted 2002 Country Profile.

Regular=Reporting country yet to submit 2002 Country Profile.

*Italics* =Non-Reporting Country

## HEALTH



## HEALTH

COUNTRIES	Decision-Making		Programmes & Projects						Education	Cooperation
	1. Coordinating Body on Health	2. Participation of Major Groups in Decision-Making	3. Access to Basic Health Care	4. National Strategy to Control HIV	5. Family Planning Programmes	6. Access to Pre-natal/Maternal Care	7. Nutrition Programmes	8. Disease Control Programmes	9. Public Awareness-Raising on Health	10. Bi/Multilateral Assistance on Health
1 Albania										
2 Andorra										
3 Armenia										
4 Austria										
5 Azerbaijan										
6 Belarus										
7 Belgium										
8 Bosnia and Herzegovina										
9 Bulgaria										
10 Canada										
11 Croatia										
12 Czech Republic										
13 Denmark										
14 Estonia										
15 Finland										
16 France										
17 Georgia										
18 Germany										
19 Greece										
20 Hungary										
21 Iceland										
22 Ireland										
23 Italy										
24 Latvia										
25 Liechtenstein										
26 Lithuania										

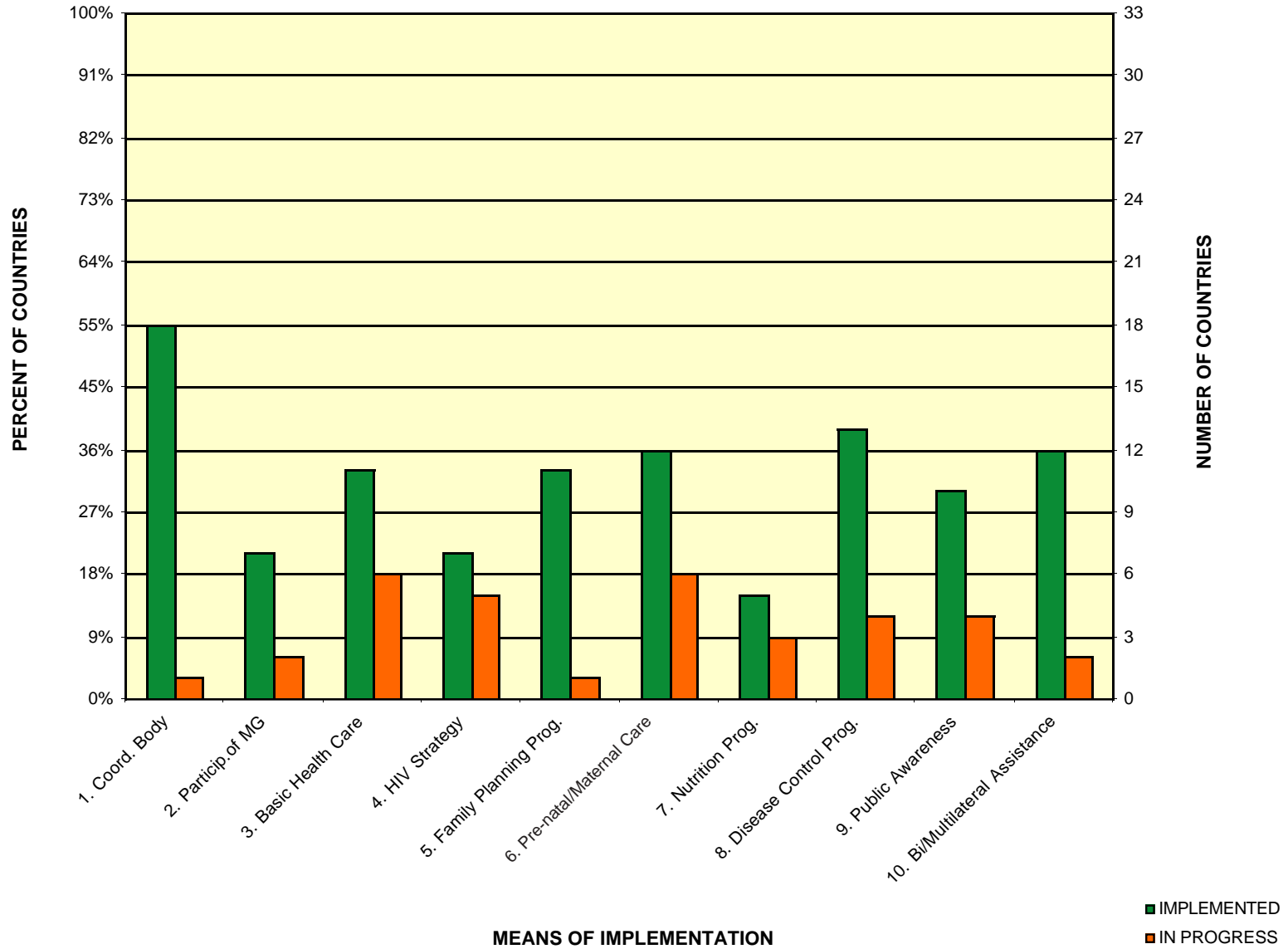
COUNTRIES	Decision-Making		Programmes & Projects						Education	Cooperation
	1. Coordinating Body on Health	2. Participation of Major Groups in Decision-Making	3. Access to Basic Health Care	4. National Strategy to Control HIV	5. Family Planning Programmes	6. Access to Pre-natal/Maternal Care	7. Nutrition Programmes	8. Disease Control Programmes	9. Public Awareness-Raising on Health	10. Bi/Multilateral Assistance on Health
27 Luxembourg										
28 Malta										
29 Monaco										
30 Netherlands										
31 Norway										
32 Poland										
33 Portugal										
34 Republic of Moldova										
35 Romania										
36 Russian Federation*										
37 San Marino										
38 Slovak Republic										
39 Slovenia										
40 Spain										
41 Sweden										
42 Switzerland										
43 The FYR of Macedonia										
44 Turkey										
45 Ukraine										
46 United Kingdom										
47 United States of America										
48 Yugoslavia, Fed. Rep. Of										
<b>TOTAL IMPLEMENTED</b>	36	20	28	20	12	26	11	25	23	29
<b>TOTAL IN PROGRESS</b>	0	5	9	2	5	7	5	7	4	0
% IMPLEMENTED	75%	42%	58%	42%	25%	54%	23%	52%	48%	60%
% IN PROGRESS	0%	10%	19%	4%	10%	15%	10%	15%	8%	0%

**Bold**= Reporting country submitted 2002 Country Profile.

Regular=Reporting country yet to submit 2002 Country Profile.

*Italics* =Non-Reporting Country



## HEALTH



LATIN AMERICA AND CARIBBEAN: REPORTED INFORMATION ON IMPLEMENTATION OF AGENDA 21:

HEALTH

COUNTRIES	Decision-Making		Programmes & Projects					Education	Cooperation
	1. Coordinating Body on Health	2. Participation of Major Groups in Decision-Making	3. Access to Basic Health Care	4. National Strategy to Control HIV	5. Family Planning Programmes	6. Access to Pre-natal/Maternal Care	7. Nutrition Programmes	8. Disease Control Programmes	9. Public Awareness-Raising on Health
1 Antigua and Barbuda									
2 Argentina									
3 Bahamas									
4 Barbados									
5 Belize									
6 Bolivia									
7 Brazil									
8 Chile									
9 Colombia									
10 Costa Rica									
11 Cuba									
12 Dominica									
13 Dominican Republic									
14 Ecuador									
15 El Salvador									
16 Grenada									
17 Guatemala									
18 Guyana									
19 Haiti									
20 Honduras									
21 Jamaica									
22 Mexico									
23 Nicaragua									
24 Panama									
25 Paraguay									
26 Peru									

COUNTRIES	Decision-Making		Programmes & Projects					Education	Cooperation	
	1. Coordinating Body on Health	2. Participation of Major Groups in Decision-Making	3. Access to Basic Health Care	4. National Strategy to Control HIV	5. Family Planning Programmes	6. Access to Pre-natal/Maternal Care	7. Nutrition Programmes	8. Disease Control Programmes	9. Public Awareness-Raising on Health	10. B/Multilateral Assistance on Health
27 <i>St. Kitts and Nevis</i>										
28 <i>St. Lucia</i>										
29 <i>St Vincent &amp; the Grenad.</i>										
30 Suriname										
31 <i>Trinidad and Tobago</i>										
32 Uruguay										
33 <b>Venezuela</b>										
<b>TOTAL IMPLEMENTED</b>	18	7	11	7	11	12	5	13	10	12
<b>TOTAL IN PROGRESS</b>	1	2	6	5	1	6	3	4	4	2
 % IMPLEMENTED	55%	21%	33%	21%	33%	36%	15%	39%	30%	36%
 % IN PROGRESS	3%	6%	18%	15%	3%	18%	9%	12%	12%	6%

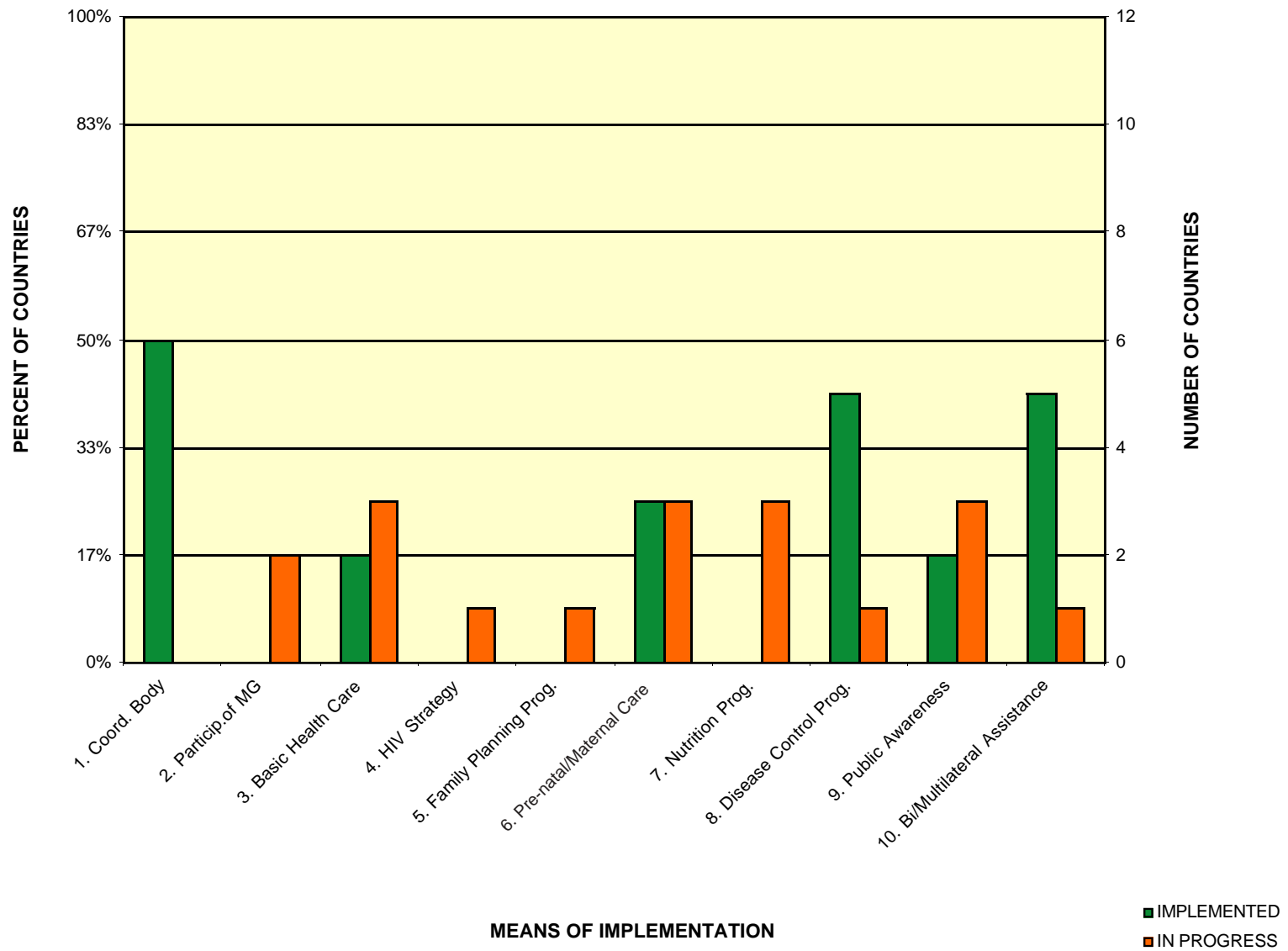
**Bold**= Reporting country submitted 2002 Country Profile.

Regular=Reporting country yet to submit 2002 Country Profile.

*Italics* =Non-Reporting Country





## HEALTH



WESTERN ASIA: REPORTED INFORMATION ON IMPLEMENTATION OF AGENDA 21:

## HEALTH

COUNTRIES	Decision-Making		Programmes & Projects					Education	Cooperation	
	1. Coordinating Body on Health	2. Participation of Major Groups in Decision-Making	3. Access to Basic Health Care	4. National Strategy to Control HIV	5. Family Planning Programmes	6. Access to Pre-natal/Maternal Care	7. Nutrition Programmes	8. Disease Control Programmes	9. Public Awareness-Raising on Health	10. Bi/Multilateral Assistance on Health
1 Bahrain										
2 Iraq										
3 <b>Israel</b>										
4 <b>Jordan</b>										
5 <i>Kuwait</i>										
6 Lebanon										
7 <i>Oman</i>										
8 Qatar										
9 <b>Saudi Arabia</b>										
10 <b>Syrian Arab Republic</b>										
11 <i>United Arab Emirates</i>										
12 <i>Yemen</i>										
<b>TOTAL IMPLEMENTED</b>	6	0	2	0	0	3	0	5	2	5
<b>TOTAL IN PROGRESS</b>	0	2	3	1	1	3	3	1	3	1
 % IMPLEMENTED	50%	0%	17%	0%	0%	25%	0%	42%	17%	42%
 % IN PROGRESS	0%	17%	25%	8%	8%	25%	25%	8%	25%	8%

**Bold**= Reporting country submitted 2002 Country Profile.

Regular=Reporting country yet to submit 2002 Country Profile.

*Italics* =Non-Reporting Country

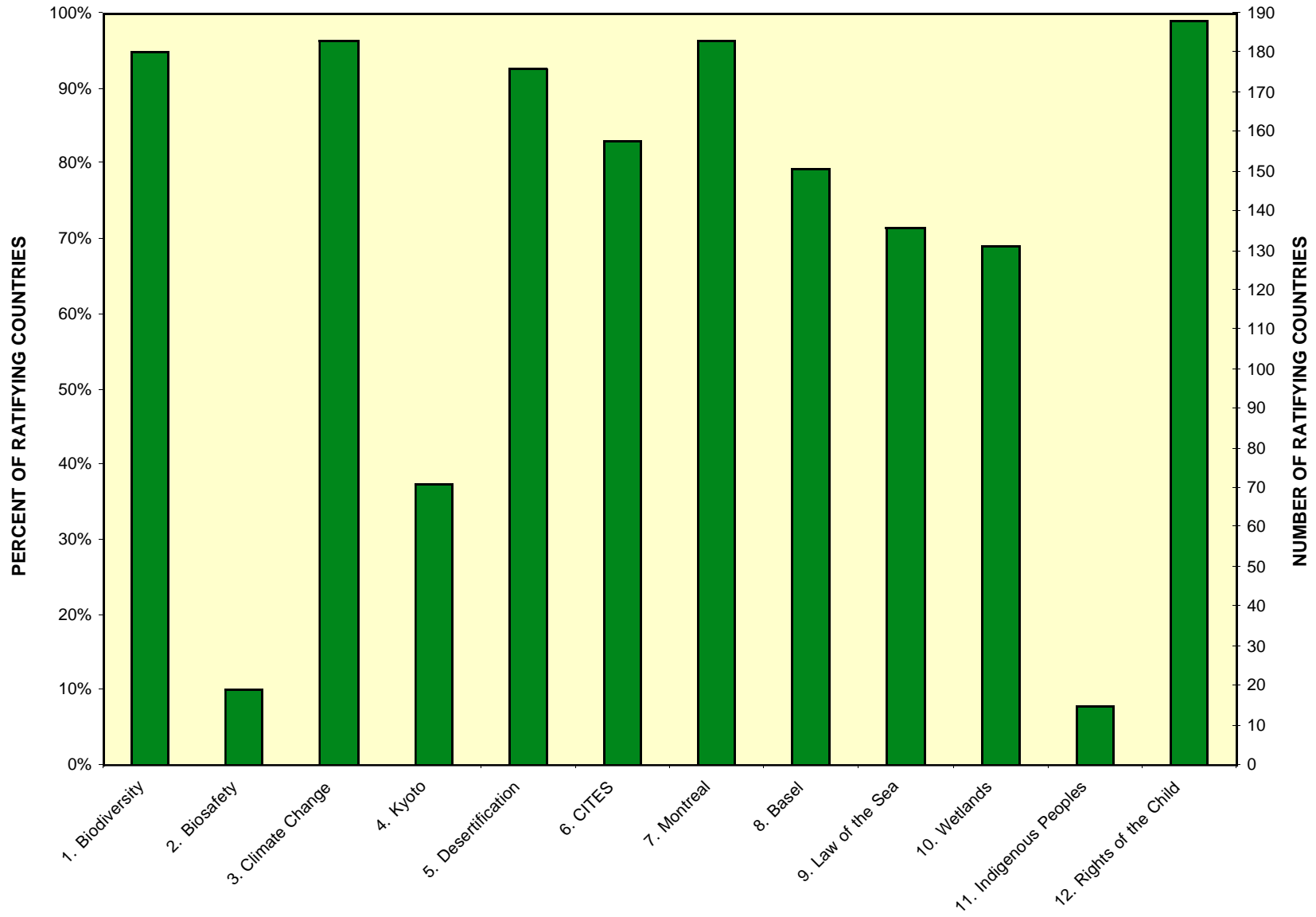


# ANNEXES



Full report available at: <http://www.un.org/esa/agenda21/natlinfo/>

## RATIFICATION OF INTERNATIONAL AGREEMENTS



# RATIFICATION OF INTERNATIONAL AGREEMENTS

All information current as of 24 May 2002 except for  
Kyoto Protocol which is current as of 17 June 2002

COUNTRIES	1. Biodiversity Convention	2. Biosafety Protocol	3. Climate Change Convention	4. Kyoto Protocol	5. Desertification Convention	6. CITES Convention	7. Montreal Protocol	8. Basel Convention	9. Law of the Sea	10. Wetlands Convention	11. Indigenous Peoples	12. Rights of the Child
Afghanistan												
Albania												
Algeria												
Andorra												
Angola												
Antigua & Barbuda												
Argentina												
Armenia												
Australia												
Austria												
Azerbaijan												
Bahamas												
Bahrain												
Bangladesh												
Barbados												
Belarus												
Belgium												
Belize												
Benin												
Bhutan												
Bolivia												
Bosnia & Herzegovina												
Botswana												
Brazil												
Brunei Darussalam												
Bulgaria												
Burkina Faso												
Burundi												
Cambodia												
Cameroon												
Canada												

COUNTRIES	1. Biodiversity Convention	2. Biosafety Protocol	3. Climate Change Convention	4. Kyoto Protocol	5. Desertification Convention	6. CITES Convention	7. Montreal Protocol	8. Basel Convention	9. Law of the Sea	10. Wetlands Convention	11. Indigenous Peoples	12. Rights of the Child
Canada												
Cape Verde												
Central African Rep.												
Chad												
Chile												
China												
Colombia												
Comoros												
Congo												
Costa Rica												
Cote D'Ivoire												
Croatia												
Cuba												
Cyprus												
Czech Republic												
D. R. of the Congo												
Denmark												
Djibouti												
Dominica												
Dominican Republic												
DPR of Korea												
Ecuador												
Egypt												
El Salvador												
Equatorial Guinea												
Eritrea												
Estonia												
Ethiopia												
Fiji												
Finland												
France												
Gabon												
Gambia												
Georgia												
Germany												
Ghana												

COUNTRIES	1. Biodiversity Convention	2. Biosafety Protocol	3. Climate Change Convention	4. Kyoto Protocol	5. Desertification Convention	6. CITES Convention	7. Montreal Protocol	8. Basel Convention	9. Law of the Sea	10. Wetlands Convention	11. Indigenous Peoples	12. Rights of the Child
Greece												
Grenada												
Guatemala												
Guinea												
Guinea-Bissau												
Guyana												
Haiti												
Honduras												
Hungary												
Iceland												
India												
Indonesia												
Iran (Islamic Rep. of)												
Iraq												
Ireland												
Israel												
Italy												
Jamaica												
Japan												
Jordan												
Kazakhstan												
Kenya												
Kiribati												
Kuwait												
Kyrgyzstan												
Lao P.D. Republic												
Latvia												
Lebanon												
Lesotho												
Liberia												
Libyan Arab Jamahiriya												
Liechtenstein												
Lithuania												
Luxembourg												
Madagascar												
Malawi												



COUNTRIES	1. Biodiversity Convention	2. Biosafety Protocol	3. Climate Change Convention	4. Kyoto Protocol	5. Desertification Convention	6. CITES Convention	7. Montreal Protocol	8. Basel Convention	9. Law of the Sea	10. Wetlands Convention	11. Indigenous Peoples	12. Rights of the Child
Malaysia												
Maldives												
Mali												
Malta												
Marshall Islands												
Mauritania												
Mauritius												
Mexico												
Micronesia												
Monaco												
Mongolia												
Morocco												
Mozambique												
Myanmar												
Namibia												
Nauru												
Nepal												
Netherlands												
New Zealand												
Nicaragua												
Niger												
Nigeria												
Norway												
Oman												
Pakistan												
Palau												
Panama												
Papua New Guinea												
Paraguay												
Peru												
Philippines												
Poland												
Portugal												
Qatar												
Republic of Korea												
Republic of Moldova												

COUNTRIES	1. Biodiversity Convention	2. Biosafety Protocol	3. Climate Change Convention	4. Kyoto Protocol	5. Desertification Convention	6. CITES Convention	7. Montreal Protocol	8. Basel Convention	9. Law of the Sea	10. Wetlands Convention	11. Indigenous Peoples	12. Rights of the Child
Romania												
Russian Federation												
Rwanda												
Saint Kitts and Nevis												
Saint Lucia												
Samoa												
San Marino												
Sao Tome & Principe												
Saudi Arabia												
Senegal												
Seychelles												
Sierra Leone												
Singapore												
Slovakia												
Slovenia												
Solomon Islands												
Somalia												
South Africa												
Spain												
Sri Lanka												
St. Vincent & the Gren.												
Sudan												
Suriname												
Swaziland												
Sweden												
Switzerland												
Syrian Arab Rep.												
Tajikistan												
Thailand												
The FYR of Macedonia												
Togo												
Tonga												
Trinidad and Tobago												
Tunisia												
Turkey												
Tuvalu												

<b>COUNTRIES</b>	1. Biodiversity Convention	2. Biosafety Protocol	3. Climate Change Convention	4. Kyoto Protocol	5. Desertification Convention	6. CITES Convention	7. Montreal Protocol	8. Basel Convention	9. Law of the Sea	10. Wetlands Convention	11. Indigenous Peoples	12. Rights of the Child
Turkmenistan												
Uganda												
Ukraine												
United Arab Emirates												
United Kingdom												
United Rep of Tanzania												
United States of America												
Uruguay												
Uzbekistan												
Vanuatu												
Venezuela												
Viet Nam												
Yemen												
Yugoslavia												
Zambia												
Zimbabwe												
<b>TOTALS:</b>	180	19	183	71	176	158	183	151	136	131	15	188
As % of total:	95%	10%	96%	37%	93%	83%	96%	79%	72%	69%	8%	99%

**OFFICIAL CONVENTION NAMES AND SOURCES:**

<b>Biodiversity Convention</b> = Convention on Biological Diversity	UN Office of Legal Affairs, Treaty Section
<b>Biosafety Protocol</b> = Cartagena Protocol on Biosafety to the Convention on Biological Diversity	UN Office of Legal Affairs, Treaty Section
<b>Climate Change Convention</b> = United Nations Framework Convention on Climate Change	UN Office of Legal Affairs, Treaty Section
<b>Kyoto Protocol</b> = Kyoto Protocol to the United Nations Convention on Climate Change	UN Office of Legal Affairs, Treaty Section
<b>Desertification Convention</b> = United Nations Convention to Combat Desertification in Those Countries Experiencing Serious Drought and/or Desertification Particularly Africa	UN Office of Legal Affairs, Treaty Section
<b>CITES Convention</b> = Convention on International Trade in Endangered Species of Wild Fauna and Flora	UNEP, CITES Secretariat
<b>Montreal Protocol</b> = Montreal Protocol on Substances that Deplete the Ozone Layer	UN Office of Legal Affairs, Treaty Section
<b>Basel Convention</b> = Basel Convention to the Control of Transboundary Movements of Hazardous Wastes	UN Office of Legal Affairs, Treaty Section
<b>Law of the Sea</b> = United Nations Convention on the Law of the Sea	UN Office of Legal Affairs, Treaty Section
<b>Wetlands Convention</b> = Ramsar Convention on Wetlands of International Importance	The Ramsar Secretariat, The World Conservation Union
<b>Indigenous Peoples</b> = Indigenous and Tribal Peoples Convention	International Labour Organization
<b>Rights of the Child</b> = Convention on the Rights of the Child	UN Office of Legal Affairs, Treaty Section

## COUNTRIES' REPORTING STATUS AS OF 24 MAY 2002

### 1. List of reporting countries to the CSD that have submitted 2002 Country Profiles:

Algeria, Argentina, Austria, Bangladesh, Barbados, Belgium, Benin, Botswana, Brazil, Bulgaria, Burkina Faso, Chile, Colombia, Croatia, Cuba, Czech Republic, Democratic Republic of the Congo, Denmark, Ecuador, Egypt, El Salvador, Fiji, Finland, France, Gambia, Ghana, Greece, Haiti, Honduras, Hungary, Iceland, Indonesia, Iran, Israel, Italy, Japan, Jordan, Kazakhstan, Liechtenstein, Lithuania, Madagascar, Malawi, Malta, Mauritius, Mexico, Monaco, Morocco, Myanmar, Namibia, Nepal, Nicaragua, Norway, Pakistan, Paraguay, Peru, Philippines, Poland, Portugal, Republic of Korea, Romania, Russian Federation\*, Saudi Arabia, Senegal, Singapore, Slovakia, Slovenia, Spain, Sri Lanka, Sweden, Syrian Arab Republic, Tajikistan\*, Thailand, Tunisia, Turkey, Uganda, Ukraine, United States of America, Uzbekistan, and Venezuela.

**Total 79**

\* 2002 Country Profiles pending translation into English.

### 2. List of reporting countries to the CSD that are yet to submit their 2002 Country Profiles:

Albania, Antigua and Barbuda, Armenia, Australia, Bahamas, Bahrain, Belarus, Bolivia, Brunei Darussalam, Cameroon, Canada, China, Costa Rica, Côte d'Ivoire, Dominican Republic, Estonia, Georgia, Germany, Guinea-Bissau, Guyana, India, Iraq, Ireland, Jamaica, Kenya, Kyrgyzstan, Latvia, Lebanon, Luxembourg, Malaysia, Mongolia, Netherlands, New Zealand, Niger, Nigeria, Panama, Qatar, Republic of Moldova, Sao Tomé and Príncipe, South Africa, Suriname, Swaziland, Switzerland, The Former Yugoslav Republic of Macedonia, Tonga, United Kingdom, United Republic of Tanzania, Uruguay, Viet Nam, Yugoslavia, and Zimbabwe.

**Total 51**

### 3. List of non-reporting countries to the CSD:

Afghanistan, Andorra, Angola, Azerbaijan, Belize, Bhutan, Bosnia and Herzegovina, Burundi, Cambodia, Cape Verde, Central African Republic, Chad, Comoros, Congo, Cyprus, Democratic People's Republic of Korea, Djibouti, Dominica, Equatorial Guinea, Eritrea, Ethiopia, Gabon, Grenada, Guatemala, Guinea, Kiribati, Kuwait, Lao People's Democratic Republic, Lesotho, Liberia, Libyan Arab Jamahiriya, Maldives, Mali, Marshall Islands, Mauritania, Micronesia (Federated States of), Mozambique, Nauru, Oman, Palau, Papua New Guinea, Rwanda, Saint Kitts and Nevis, Saint Lucia, Saint Vincent and the Grenadines, Samoa, San Marino, Seychelles, Sierra Leone, Solomon Islands, Somalia, Sudan, Togo, Trinidad and Tobago, Turkmenistan, Tuvalu, United Arab Emirates, Vanuatu, Yemen, and Zambia.

**Total 60**



Cover, back and inside illustrations courtesy of the United Nations Postal Administration:  
<http://www.un.org/Depts/UNPA>