

(P2.4)

A MACHINE TO GET RID OF HURRICANES

Brian Sandler
West Bloomfield, Michigan

INTRODUCTION

This machine and method of operation are designed to destroy hurricanes, they are not designed to weaken and/or alter the path of a hurricane.

This machine and method of operation are patent pending.

Hurricanes have four essential elements, a central low pressure, wind, humid air, and structure. If one or more of these essential elements are removed the hurricane will cease to exist. Lets look at each of the four essential elements and try to determine which one is the easiest to remove. Starting with humid air - its my opinion humid air can not be removed from a hurricane system. I would rate removing humid air from a hurricane system as the least likely to happen. Next there is wind, trying to remove the wind from a hurricane system is near impossible, there is too much of it. Next there is structure, it is nearly impossible to remove because hurricane systems are so big. That leaves the central low pressure. The central low pressure is the weak spot. What if we could use all four of the essential elements of a hurricane to help get rid of one essential element of a hurricane? What if we could use the wind, humid air, central low pressure, and structure to

Corresponding author address;

Brian Sandler

5643 Putnam,

West Bloomfield, MI

48323 email, brian334@peoplepc.com page1

remove the central low pressure? With the central low pressure removed rotation around the center will end and the hurricane will cease to exist. It is the primary goal of this machine to remove the central low pressure of the hurricane system.

The machine would accomplish this ambitious task in four primary ways 1) the machine would divert the hurricane eyewall into and away from the hurricane eye. 2) The machine would slow down the air in the eyewall allowing the low pressure in the eye to suck it in. 3) The machine would mechanically blow air from the eyewall to the eye. 4) The machine would cause different parts of the eyewall to turn at different rates.

When the humid air from the eyewall goes into the eye it expands in the low pressure both vertically and horizontally, it slows down, it raises the air pressure in localized parts of the eye, as the air pressure in localized parts of the eye goes up the wind in localized parts of the eyewall turns less.

(see drawing below)

Also when the humid air from the eyewall enters the low pressure in the eye it expands and cools, convection occurs in the eye, a strong draft is established into eye and the hurricane will implode.

(continued on next page)

THE MACHINE

The machine is a ship. The upper part of the ship is a V shaped turbo-charged wedge. On each side of the V there are three fan-tubes stacked vertically. Inside each fan-tube there are three high speed fans, the fans are powered by electric motors. The fans are made out of light weight, high strength, carbon-fiber material. The fans are similar in design to the fans in jet engines. The fans have a diameter of 30 meters. The fans accelerate the air in the fan-tubes to 1900km/hour.

In the front of the machine there is a air-Intake. The air-intake is attached to the fan-tubes.

In the rear of the machine are the nozzles. The nozzles attach to the fan-tubes. The nozzles pivot left to right, and open and close. The nozzles help control the machine when it is in the eyewall.

In the top rear of the machine is the rear wing, the rear wing pivots up and down.

There are five partially submersible torpedo shaped hulls, water in the hulls adds ballast to the ship. On each hull there are electric powered rotating thrusters. The thrusters rotate 360 degrees The thrusters move the ship sideways when it is in the eyewall.

There are diesel power generators, the generators provide electric power to the fans and thrusters. The generators are located low in the hulls for added ballast.

There are side wings, the side wings help prevent the eyewall from washing over the fan-tubes.

(see machine below)

METHOD OF OPERATION

Turn the fans on, with the front of the ship facing the wind use the thrusters to move the ship sideways thru the eyewall into the hurricane eye. After the machine gets into the eye the testing equipment should be deployed..(c in drawing 3 and 4) the machine starts working from the center of the storm and moves out into the eyewall. With the fans turned on and the rear wing angled down, use the thrusters to move the ship sideways into the eyewall. (drawing 3) Hold the machine in that position until the eye and eyewall begin to become distorted. The wedge shape of the machine and the walls of air coming out of the nozzles diverts the eyewall into and away from the center. The rear wing forces air from above the machine down into the extreme low pressure created when the eyewall is diverted.

HOLDING THE SHIP IN THE EYEWALL

The air being sucked into the air-intake pulls the machine forward. The air being blown out of the nozzles pushes the ship forward. The thrusters move the ship forward and sideways. The adjustable nozzles also help control the ship.

When the eyewall and eye begin to become distorted move the machine further into the eyewall. (drawing 4) A continues connection should be maintained between the machine and the eye. Keep moving the machine further into the eyewall. The eyewall on the upwind side of the machine turns at a greater rate than the eyewall on the down wind side of the ship.

(g and h in drawing 4)

As the eyewall enters the eye it expands in the low pressure, the eyewall turns into the eye. The diverted eyewall moves across the eye eventually crashing into the inside of the eyewall causing breakouts in the eyewall.

(f in drawing 4) Breakouts are areas of eyewall that stop turning. Breakouts block the incoming air that feeds the eyewall and deprive the eyewall of fuel.

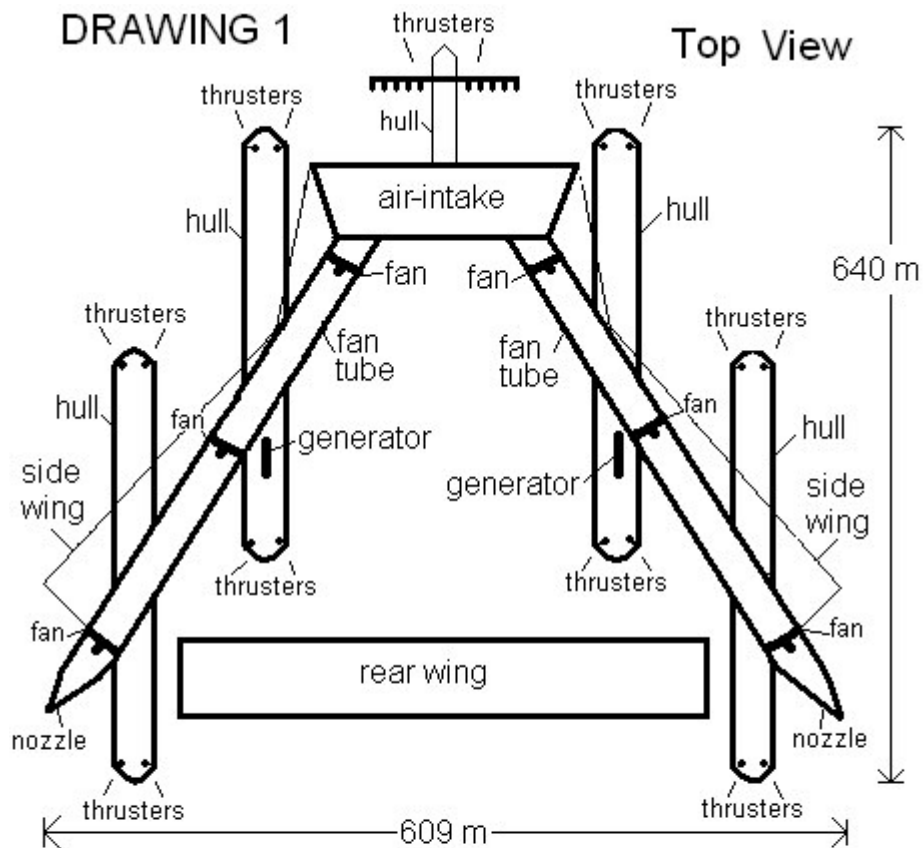
As the air from the eyewall enters the low pressure in the distorted eye it expands both vertically and horizontally, the air cools, convection occurs in the eye, a strong draft is established into the eye, and the hurricane implodes. Maybe?

All that would be left is a big thunderstorm out in the middle of the ocean. If the storm reforms hit it again.

CONCLUSION

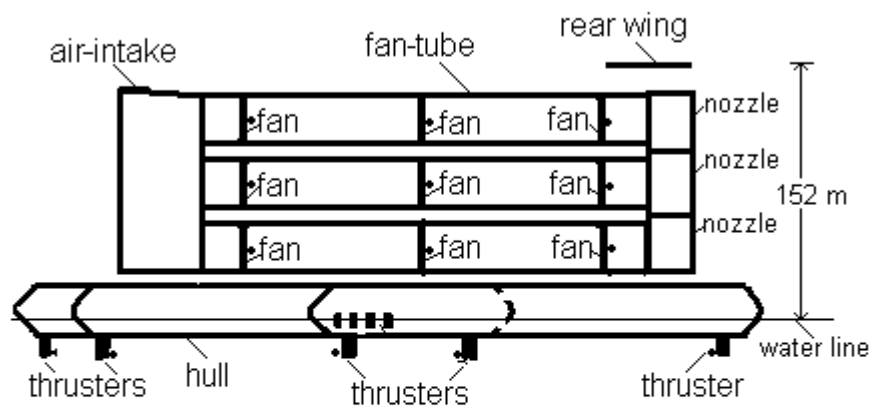
By using the hurricanes own forces, the wind of the eyewall, the central low pressure, the humid air, and the structure of the storm, combined with this machine it might be possible to stop hurricanes from wrecking large parts of America.

This machine and method of operation are designed to get rid of the small percentage of hurricanes that are forecasted to make landfall, hurricanes that are not forecasted to make landfall should be left alone. THE END
(see drawings below)



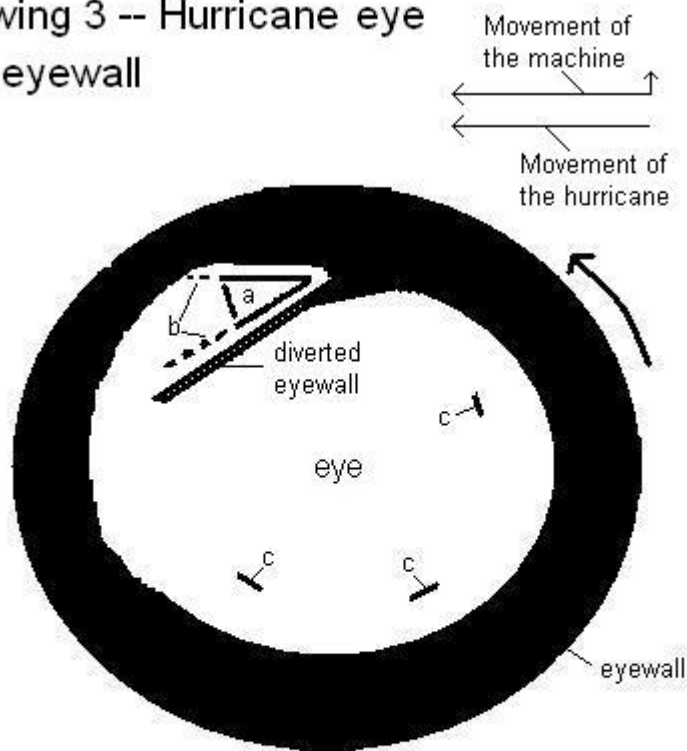
The machine is a ship, the ship has five torpedo shaped hulls. Each hull has rotating thrusters on it. The upper part of the ship is a V shaped turbo-charged wedge, each side of the V has three fan-tubes stacked vertically. Inside each fan-tube there are three high speed fans. The fans accelerate the air in the fan-tubes to 1900 km/h. There is an air-intake in the front of the machine and adjustable nozzles in the rear. There is an adjustable rear wing.

Drawing 2 Side View



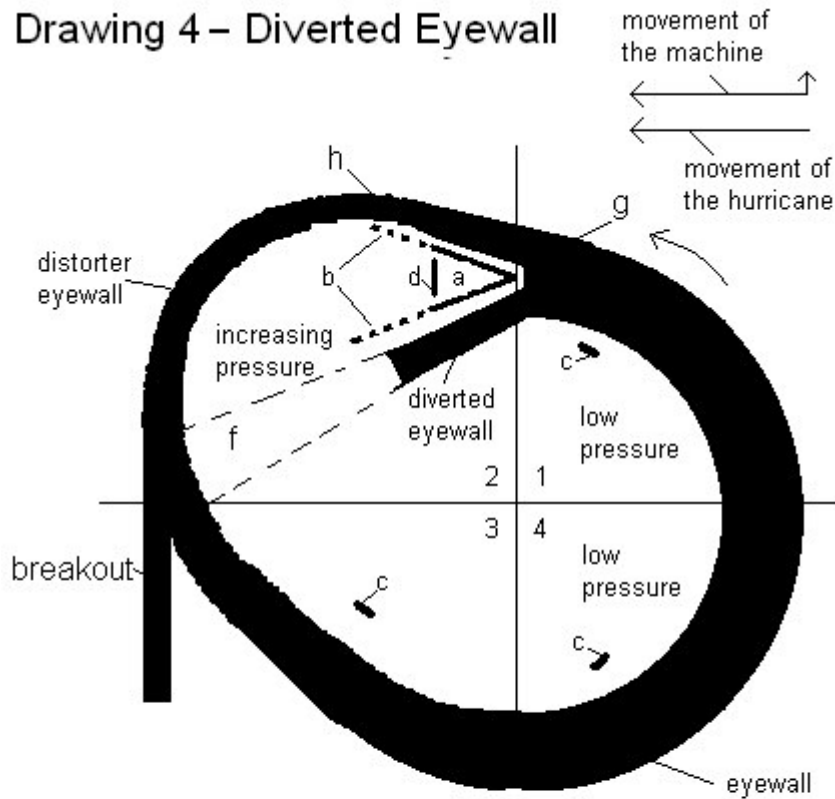
This is a side view of the machine. The machine has fan-tubes, the air-intake is attached to the fan-tubes in the front, and the nozzles in the rear. There are high speed fans in the fan-tubes. The upper part of the machine is supported by the hulls. The rotating thrusters move the machine sideways. There is a rear wing.

Drawing 3 -- Hurricane eye and eyewall



The machine starts working from the eye out. In this drawing the machine starts to enter the eyewall, diverting it into the eye.
a) is the machine.
b) are the walls of air coming out of the nozzles.
c) are test equipment.

Drawing 4 – Diverted Eyewall



When the diverted eyewall enters the low pressure in the eye it expands and slows down, the eyewall turns into the eye. a) is the machine. b) are the walls of air coming out of the nozzles. c) is test equipment. d) is the rear wing. f) is the diverted eyewall crashing into the eyewall causing a breakout. g) is the eyewall turning at a greater rate than (h).